



**Hampshire**  
County Council

**Capital Programme**  
**2008/09 to 2010/11**

**J C Pittam BSc CPFA**  
**County Treasurer**

## Capital Programme 2008/09 to 2010/11

<b>Page</b>	<b>Contents</b>
<b>C2 - C4</b>	<b>Overview</b>
<b>C5</b>	<b>County Council Proceedings</b>
	<b>Summaries of the Capital Programme</b>
<b>C6 - C8</b>	Summary of Capital Programmes 2008/09 to 2010/11 over categories of expenditure
<b>C9 - C10</b>	Analysis of Capital Programmes 2008/09 to 2010/11 between: <ul style="list-style-type: none"><li>- Locally resourced programme</li><li>- Schemes supported by Government allocations</li></ul>
<b>C11</b>	Capital payments and sources of finance 2008/09 to 2010/11
	<b>The Capital Programme</b>
<b>C12 - C19</b>	<b>Adult Services</b>
<b>C20 - C31</b>	<b>Children's Services</b>
<b>C32 - C45</b>	<b>Environment</b>
<b>C46 - C57</b>	<b>Policy and Resources</b>
<b>C58 - C63</b>	<b>Recreation and Heritage</b>

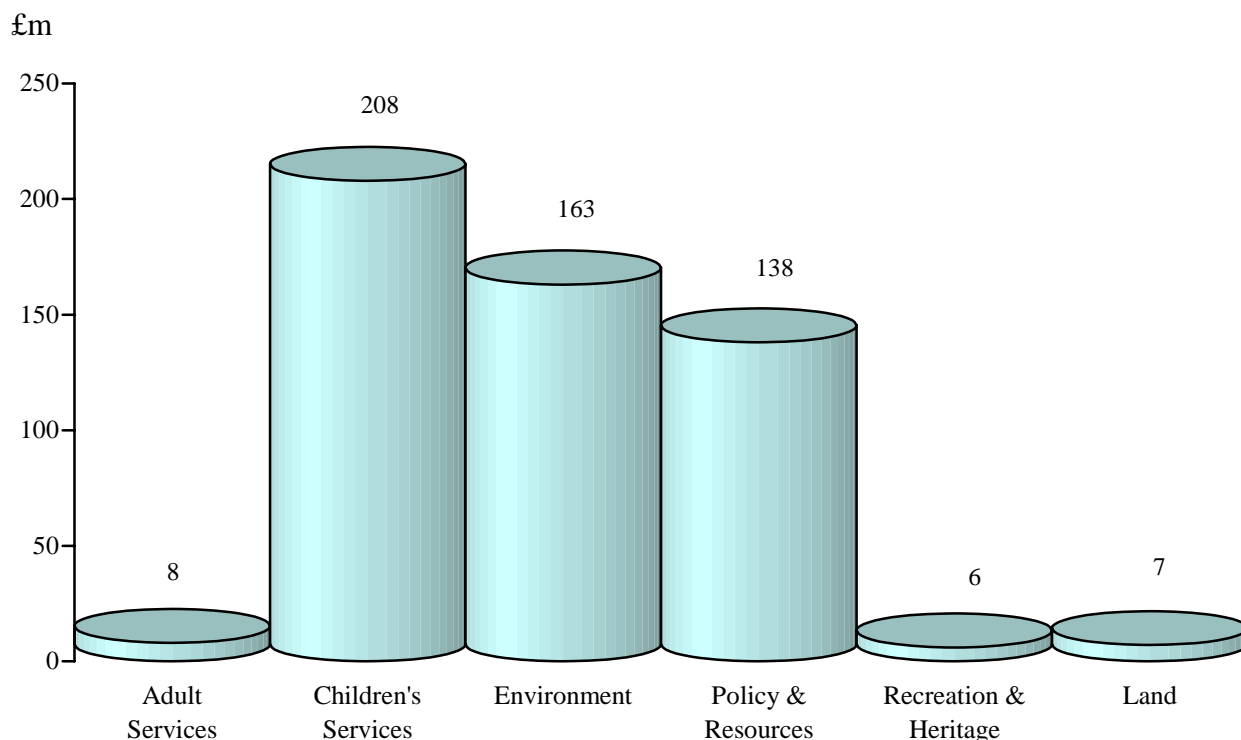
## Capital Programme 2008/09 to 2010/11

---

### Overview

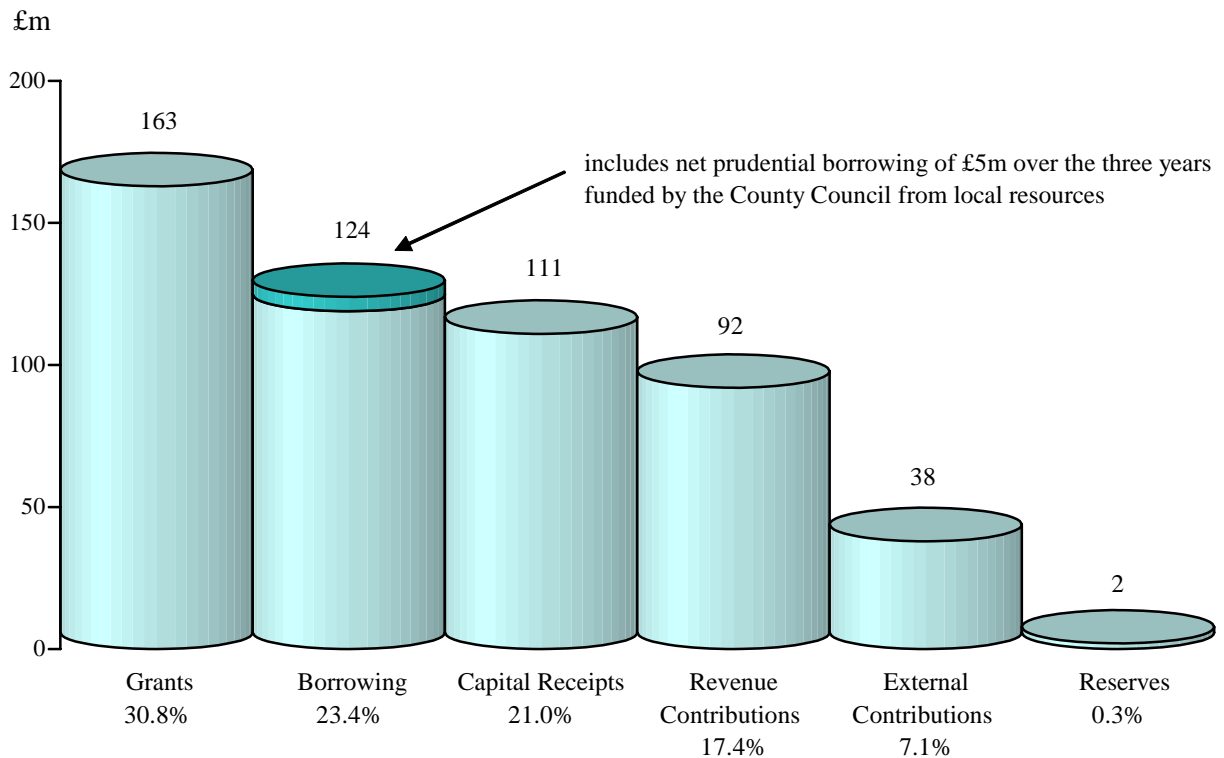
- Capital schemes with an estimated cost of £446m are planned to start over the three years from 2008/09 to 2010/11. This is a 33.4% increase over the provision for these three years in the capital programme agreed in February 2007. The increase reflects the inclusion of schemes funded from Government support confirmed in the Comprehensive Spending Review which was announced in July 2007.
- Specific Government allocations support 72% (£319m) of the three-year capital programme. This illustrates the Government's continued influence over priorities.
- Capital payments in the three years from 2008/09 to 2010/11, including works in progress at 31 March 2008, are forecast to be £530m. Payments in 2008/09 are expected to be £197m.
- Services' shares of the County Council's capital payments of £530m are shown below.

### Capital Payments 2008/09 to 2010/11



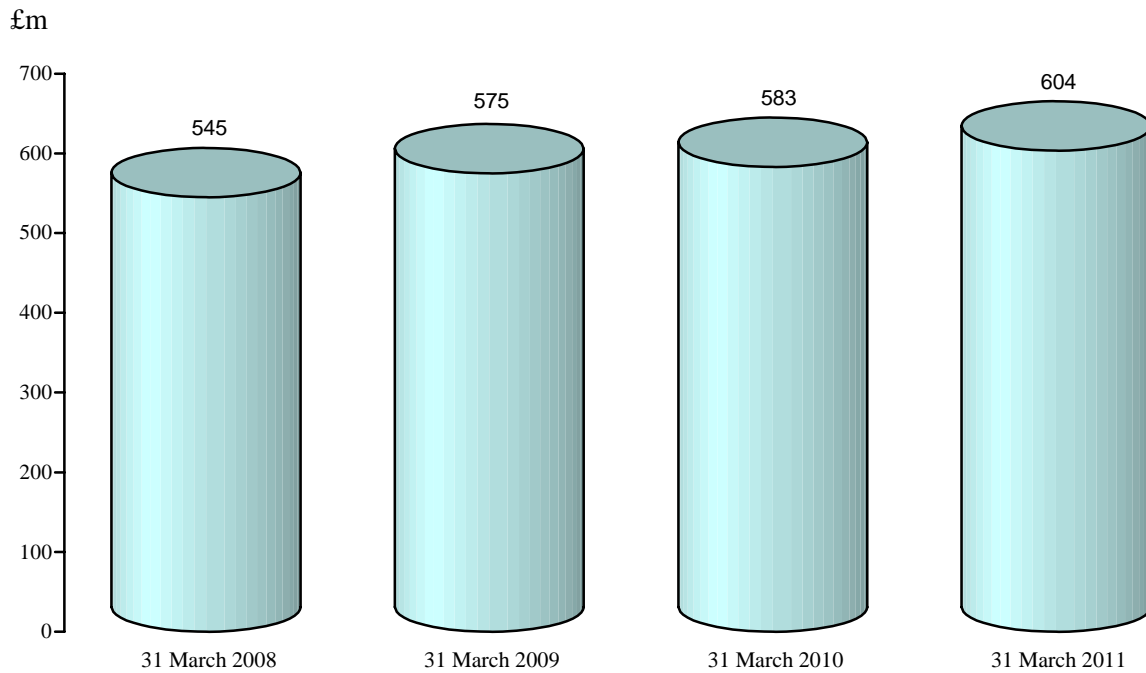
- Capital resources have been identified to fund the payments of £530m over the three years from 2008/09 to 2010/11, including the use of prudential borrowing of up to £5m to meet a temporary shortfall of resources during the three-year period. It is expected to be fully repaid by 2011/12.
- The County Council will finance £210m (40%) of payments over the three years from its own resources. These include capital receipts from the sale of assets, contributions from the revenue budget and reserves, and the use of prudential borrowing which is not supported by Government grants. The balance of the payments will be funded from Government-supported loans, grants, developers' contributions and other external contributions.
- The County Council will borrow an additional £54m over the three-year period from its own resources, in accordance with the policy for the use of prudential borrowing approved by Cabinet in November 2003. Repayments from capital receipts, developers' contributions and the revenue account of £49m over the three years will reduce the net prudential borrowing to £5m.
- The remaining borrowing should be supported in full by the Government with increased revenue grants. In 2006/07, however, the Government changed the way it distributes its revenue grant so that the County Council's capital financing charges on additional borrowing will no longer be supported in full by increased revenue grants. The County Council has limited its use of Government borrowing allocations from 2007/08 onwards to affordable levels.

### Capital Resources 2008/09 to 2010/11



- Debt to be financed by the County Council is expected to rise to £575m by the end of 2008/09, an increase of £30m over the year. Thereafter, debt will continue to increase, reaching £604m by the end of 2010/11.
- The County Council's loan debt per head of population is low compared with the average for all English county councils. At the end of 2007/08, it was £427 per head compared with the English county average of £538. Despite the forecast increase in the County Council's debt, this favourable position is expected to continue.

**Debt outstanding**



- The running costs and capital charges from the capital programme of just under £4m per annum for each of the three years from 2008/09 to 2010/11 will be met from the revenue budget.
- Full details for the capital programme for 2008/09 to 2010/11 are included in the following pages.

## **Extract from the Proceedings of the County Council on 21 February 2008**

### **Capital Programme 2008/09 to 2010/11**

#### **Ordered:**

1. That the capital programme for 2008/09 and the provisional programmes for 2009/10 and 2010/11 be approved subject to the conditions set out in section B.3 of the County Council's Financial Procedures<sup>1</sup> and, where appropriate, to the approval of the Executive Member for Policy and Resources to proposals by Executive Members to retain more than a 25% share of capital receipts.
2. That expenditure on preliminary design and planning work for major transport schemes be permitted when they have achieved a place in the County Council's Local Transport Plan, subject to the cost being met within existing Government allocations.
3. That authority be given to incur expenditure on land purchases as follows:
  - (a) up to the sum specified in respect of sites still required for the schemes included in the capital programme for the period 2008/09 to 2010/11 provided that the relevant scheme has been the subject of a feasibility or design project appraisal approved by the relevant Executive Member;
  - (b) up to the amount included in the programmes for 2008/09 to 2010/11 in respect of advance and advantageous land purchases.

<sup>1</sup> Section B.3 of the County Council's Financial Procedures can be seen at: [www.hants.gov.uk/finance/rules/financialprocedures.htm](http://www.hants.gov.uk/finance/rules/financialprocedures.htm)

## Summary of Capital Programme 2008/09

### Value of Schemes Starting in 2008/09

Service	Construct- ion Works	Fees	Furniture Equipment Vehicles	Total Cost
	<i>£'000</i>	<i>£'000</i>	<i>£'000</i>	<i>£'000</i>
<b>Adult Services</b>	1,371	162	1,043	2,576
<b>Children's Services</b>	63,041	7,923	1,450	72,414
<b>Environment</b>	31,806	4,817	150	36,773
<b>Policy and Resources</b>	29,384	5,215	1,099	35,698
<b>Recreation and Heritage</b>	2,632	273	-	2,905
	<b>128,234</b>	<b>18,390</b>	<b>3,742</b>	150,366
<b>Sites to be purchased or appropriated for this programme</b>				750
<b>Manydown</b>				5,000
<b>Advance and advantageous land purchases</b>				927
<b>Programme Total</b>				<b>157,043</b>

### Revenue Effect in Full Year

Service	Running Costs	Capital Charges
	<i>£'000</i>	<i>£'000</i>
<b>Adult Services</b>	14	197
<b>Children's Services</b>	80	1,313
<b>Environment</b>	181	1,362
<b>Policy and Resources</b>	-	828
<b>Recreation and Heritage</b>	30	66
	305	3,766
<b>Sites for this programme and Manydown</b>	-	-
<b>Advance and advantageous land purchases</b>	-	-
<b>Total Revenue Effect</b>	<b>305</b>	<b>3,766</b>

#### Note

The above capital charges represent the depreciation charge which will be made to Services for the use of the new assets. They will be matched by a corresponding credit to a centrally managed asset account. Actual expenditure will increase instead by capital financing costs of £4.4m on 2008/09 borrowings.

## Summary of Capital Programme 2009/10

### Value of Schemes Starting in 2009/10

Service	Construct- ion Works	Fees	Furniture Equipment Vehicles	Total Cost
	<i>£'000</i>	<i>£'000</i>	<i>£'000</i>	<i>£'000</i>
<b>Adult Services</b>	809	70	445	1,324
<b>Children's Services</b>	56,987	6,903	1,100	64,990
<b>Environment</b>	41,418	7,145	465	49,028
<b>Policy and Resources</b>	23,438	4,846	49	28,333
<b>Recreation and Heritage</b>	627	14	-	641
	<b>123,279</b>	<b>18,978</b>	<b>2,059</b>	144,316
<b>Sites to be purchased or appropriated for this programme</b>				100
<b>Advance and advantageous land purchases</b>				930
<b>Programme Total</b>				<b>145,346</b>

### Revenue Effect in Full Year

Service	Running Costs	Capital Charges
	<i>£'000</i>	<i>£'000</i>
<b>Adult Services</b>	6	81
<b>Children's Services</b>	160	1,160
<b>Environment</b>	314	1,682
<b>Policy and Resources</b>	-	484
<b>Recreation and Heritage</b>	30	26
	510	3,433
<b>Sites to be purchased or appropriated for this programme</b>		-
<b>Advance and advantageous land purchases</b>		-
<b>Total Revenue Effect</b>		<b>510</b>
		<b>3,433</b>

#### Note

The above capital charges represent the depreciation charge which will be made to Services for the use of the new assets. They will be matched by a corresponding credit to a centrally managed asset account. Actual expenditure will increase instead by capital financing costs of £5.5m on 2009/10 borrowings.

## Summary of Capital Programme 2010/11

### Value of Schemes Starting in 2010/11

Service	Construct- ion Works	Fees	Furniture Equipment Vehicles	Total Cost
	<i>£'000</i>	<i>£'000</i>	<i>£'000</i>	<i>£'000</i>
Adult Services	597	36	345	978
Children's Services	61,008	7,611	1,200	69,819
Environment	38,132	5,945	150	44,227
Policy and Resources	22,296	4,661	49	27,006
Recreation and Heritage	545	7	-	552
	<b>122,578</b>	<b>18,260</b>	<b>1,744</b>	142,582
Sites to be purchased or appropriated for this programme				100
Advance and advantageous land purchases				925
<b>Programme Total</b>				<b>143,607</b>

### Revenue Effect in Full Year

Service	Running Costs	Capital Charges
	<i>£'000</i>	<i>£'000</i>
Adult Services	6	52
Children's Services	160	1,247
Environment	275	1,728
Policy and Resources	-	461
Recreation and Heritage	30	23
	471	3,511
Sites to be purchased or appropriated for this programme		-
Advance and advantageous land purchases		-
<b>Total Revenue Effect</b>		<b>471</b>
		<b>3,511</b>

#### Note

The above capital charges represent the depreciation charge which will be made to Services for the use of the new assets. They will be matched by a corresponding credit to a centrally managed asset account. Actual expenditure will increase instead by capital financing costs of £4.3m on 2010/11 borrowings.

## Analysis of Capital Programme 2008/09

Service	Locally Resourced Programme		Supported by Government (by borrowing allocations and grants)		Total Cost
	Schemes	Land	Schemes	Land	
	£'000	£'000	£'000	£'000	£'000
Adult Services	2,285	-	291	-	2,576
Children's Services	12,703	750	59,711	-	73,164
Environment	14,516	-	22,257	-	36,773
Policy and Resources	15,372	927	20,326	-	36,625
Recreation and Heritage	2,905	-	-	-	2,905
Manydown	-	5,000	-	-	5,000
	<b>47,781</b>	<b>6,677</b>	<b>102,585</b>	<b>-</b>	<b>157,043</b>

## Analysis of Capital Programme 2009/10

Service	Locally Resourced Programme		Supported by Government (by borrowing allocations and grants)		Total Cost
	Schemes	Land	Schemes	Land	
	£'000	£'000	£'000	£'000	£'000
Adult Services	1,033	-	291	-	1,324
Children's Services	7,948	100	57,042	-	65,090
Environment	14,220	-	34,808	-	49,028
Policy and Resources	8,407	930	19,926	-	29,263
Recreation and Heritage	641	-	-	-	641
	<b>32,249</b>	<b>1,030</b>	<b>112,067</b>	<b>-</b>	<b>145,346</b>

## Analysis of Capital Programme 2010/11

Service	Locally Resourced Programme		Supported by Government (by borrowing allocations and grants)		Total Cost
	Schemes	Land	Schemes	Land	
	<i>£'000</i>	<i>£'000</i>	<i>£'000</i>	<i>£'000</i>	<i>£'000</i>
<b>Adult Services</b>	688	-	290	-	978
<b>Children's Services</b>	7,529	100	62,290	-	69,919
<b>Environment</b>	13,629	-	30,598	-	44,227
<b>Policy and Resources</b>	8,370	925	18,636	-	27,931
<b>Recreation and Heritage</b>	552	-	-	-	552
	<b>30,768</b>	<b>1,025</b>	<b>111,814</b>	<b>-</b>	<b>143,607</b>

## Capital Payments and Sources of Finance

	<b>2008/09 Estimate</b>	<b>2009/10 Estimate</b>	<b>2010/11 Estimate</b>
	<i>£'000</i>	<i>£'000</i>	<i>£'000</i>
<b>Capital Payments</b>			
<b>Adult Services</b>	4,200	2,100	1,400
<b>Children's Services</b>	68,600	71,300	68,100
<b>Environment</b>	50,800	54,800	57,700
<b>Policy and Resources</b>	67,100	40,200	30,400
<b>Recreation and Heritage</b>	3,500	1,800	900
<b>Land acquisition</b>	3,100	2,300	1,400
	<b>197,300</b>	<b>172,500</b>	<b>159,900</b>

	<b>2008/09 Estimate</b>	<b>2009/10 Estimate</b>	<b>2010/11 Estimate</b>
	<i>£'000</i>	<i>£'000</i>	<i>£'000</i>
<b>Sources of Finance</b>			
<b>Loans</b>	52,100	31,000	40,800
<b>Capital receipts</b>	46,600	44,400	20,500
<b>Government grants</b>	57,600	52,600	53,100
<b>Contributions from other bodies</b>	11,800	11,600	14,200
<b>Contributions from reserves</b>	300	1,500	-
<b>Revenue contributions to capital</b>	28,900	31,400	31,300
	<b>197,300</b>	<b>172,500</b>	<b>159,900</b>

### Note

The capital payments include schemes in the 2007/08 and earlier years' programmes as well as payments on schemes starting in 2008/09 to 2010/11.

Ref	Project	Construct- ion Works	Fees	Furniture Equipment Vehicles	Total Cost (excluding sites)	Revenue Effect in Full Year	
						Running Costs	Capital Charges
		£'000	£'000	£'000	£'000	£'000	£'000
<b>2008/09 Schemes</b>							
<b>Schemes Supported from Local Resources</b>							
1	Furniture and Equipment in Residential and Day Care Establishments	-	-	171	171	-	17
2	Information Technology Equipment	-	-	75	75	6	15
3	Minor Works in Residential and Day Care Establishments	221	35	-	256	-	4
4	Furniture and Equipment in Office Bases	-	-	97	97	-	10
5	Extra-Care Housing	86	-	-	86	-	1
6	Residential Home Improvements	773	127	-	900	-	15
7	Multi-Agency Information Sharing	-	-	100	100	8	20
8	Electronic Social Care Record	-	-	500	500	-	100
9	Community Equipment Stock	-	-	100	100	-	10
<b>Total Programme Supported by Local Resources</b>		1,080	162	1,043	2,285	14	192

C12

Site Position	Contract Start		Remarks	Ref
	Date	Duration		
	Qtr	Months		
N/A	1	12	Continuation of programme for the provision / replacement of furniture and equipment in residential and day care establishments, linking to the Corporate Priority of maximising wellbeing.	1
N/A	1	12	Continuation of programme for investment in information technology equipment, linking to the Corporate Priority of maximising wellbeing.	2
Owned	1	15	Continuation of programme to upgrade establishments to contemporary standards, linking to the Corporate Priority of maximising wellbeing.	3
N/A	1	12	Continuation of programme to provide more efficient working environments, linking to the Corporate Priority of maximising wellbeing.	4
N/A	-	-	Continuation of programme to encourage the provision of extra-care housing, linking to the Corporate Priority of maximising wellbeing.	5
Owned	1	12	Fire safety and other requirements of the core stock residential homes, linking to the Corporate Priority of making Hampshire safer and more secure for all.	6
N/A	-	-	Programme for investment in systems to improve partnership working, linking to the Corporate Priority of maximising wellbeing.	7
N/A	-	-	This forms part of the Information for Social Care Government Initiative, with priority to the provision of a full electronic care record, linking to the Corporate Priority of maximising wellbeing.	8
N/A	-	-	Investment in stock to meet inescapable demand and assist care at home, linking to the Corporate Priority of maximising wellbeing.	9

C13

**Adult Services**

Ref	Project	Construct- ion Works	Fees	Furniture Equipment Vehicles	Total Cost (excluding sites)	Revenue Effect in Full Year	
						Running Costs	Capital Charges
		£'000	£'000	£'000	£'000	£'000	£'000
<b>2009/10 Schemes</b>							
<b>Schemes Supported from Local Resources</b>							
11	Furniture and Equipment in Residential and Day Care Establishments	-	-	172	172	-	17
12	Information Technology Equipment	-	-	76	76	6	15
13	Minor Works in Residential and Day Care Establishments	221	35	-	256	-	4
14	Furniture and Equipment in Office Bases	-	-	97	97	-	10
15	Extra-Care Housing	86	-	-	86	-	1
16	Residential Home Improvements	211	35	-	246	-	15
17	Community Equipment Stock	-	-	100	100	-	14
<b>Total Programme Supported by Local Resources</b>		518	70	445	1,033	6	76
<b>Schemes Supported by the Government</b>							
18	Mental Health Capital Grant	291	-	-	291	-	5
<b>Total Programme Supported by the Government</b>		291	-	-	291	-	5
<b>Total Programme</b>					1,324	6	81

C16

**Capital Programme - 2009/10**

Site Position	Contract Start		Remarks	Ref
	Date	Duration		
	<i>Qtr</i>	<i>Months</i>		
N/A	1	12	Continuation of programme for the provision / replacement of furniture and equipment in residential and day care establishments, linking to the Corporate Priority of maximising wellbeing.	11
N/A	1	12	Continuation of programme for investment in information technology equipment, linking to the Corporate Priority of maximising wellbeing.	12
Owned	1	15	Continuation of programme to upgrade establishments to contemporary standards, linking to the Corporate Priority of maximising wellbeing.	13
N/A	1	12	Continuation of programme to provide more efficient working environments, linking to the Corporate Priority of maximising wellbeing.	14
N/A	-	-	Continuation of programme to encourage the provision of extra-care housing, linking to the Corporate Priority of maximising wellbeing.	15
Owned	1	12	Fire safety and other requirements of the core stock residential homes, linking to the Corporate Priority of making Hampshire safer and more secure for all.	16
N/A	-	-	Investment in stock to meet inescapable demand and assist care at home, linking to the Corporate Priority of maximising wellbeing.	17
N/A	1	12	Government support for mental health capital expenditure in relation to responsibilities under the mental health national service framework, linking to the Corporate Priority of maximising wellbeing.	18

C17

**Adult Services**

Ref	Project	Construct- ion Works	Fees	Furniture Equipment Vehicles	Total Cost (excluding sites)	Revenue Effect in Full Year	
						Running Costs	Capital Charges
	<b>2008/09 Schemes</b>	<i>£'000</i>	<i>£'000</i>	<i>£'000</i>	<i>£'000</i>	<i>£'000</i>	<i>£'000</i>
	<b>Schemes Supported by the Government</b>						
10	Mental Health Capital Grant	291	-	-	291	-	5
	<b>Total Programme Supported by the Government</b>	291	-	-	291	-	5
	<b>Total Programme</b>				2,576	14	197

C14

**Capital Programme - 2008/09**

Site Position	Contract Start		Remarks	Ref
	Date	Duration		
	<i>Qtr</i>	<i>Months</i>		
N/A	1	12	Government support for mental health capital expenditure in relation to responsibilities under the mental health national service framework, linking to the Corporate Priority of maximising wellbeing.	10

C15

**Adult Services**

Ref	Project	Construct- ion Works	Fees	Furniture Equipment Vehicles	Total Cost (excluding sites)	Revenue Effect in Full Year	
						Running Costs	Capital Charges
		£'000	£'000	£'000	£'000	£'000	£'000
<b>2010/11 Schemes</b>							
<b>Schemes Supported from Local Resources</b>							
19	Furniture and Equipment in Residential and Day Care Establishments	-	-	172	172	-	17
20	Information Technology Equipment	-	-	76	76	6	15
21	Minor Works in Residential and Day Care Establishments	222	36	-	258	-	4
22	Furniture and Equipment in Office Bases	-	-	97	97	-	10
23	Extra-Care Housing	85	-	-	85	-	1
<b>Total Programme Supported by Local Resources</b>		307	36	345	688	6	47
<b>Schemes Supported by the Government</b>							
24	Mental Health Capital Grant	290	-	-	290	-	5
<b>Total Programme Supported by the Government</b>		290	-	-	290	-	5
<b>Total Programme</b>					978	6	52

C18

**Capital Programme - 2010/11**

Site Position	Contract Start		Remarks	Ref
	Date	Duration		
	<i>Qtr</i>	<i>Months</i>		
N/A	1	12	Continuation of programme for the provision / replacement of furniture and equipment in residential and day care establishments, linking to the Corporate Priority of maximising wellbeing.	19
N/A	1	12	Continuation of programme for investment in information technology equipment, linking to the Corporate Priority of maximising wellbeing.	20
Owned	1	15	Continuation of programme to upgrade establishments to contemporary standards, linking to the Corporate Priority of maximising wellbeing.	21
N/A	1	12	Continuation of programme to provide more efficient working environments, linking to the Corporate Priority of maximising wellbeing.	22
N/A	-	-	Continuation of programme to encourage the provision of extra-care housing, linking to the Corporate Priority of maximising wellbeing.	23
N/A	1	12	Government support for mental health capital expenditure in relation to responsibilities under the mental health national service framework, linking to the Corporate Priority of maximising wellbeing.	24

C19

**Children's Services**

Ref	Project	Construct- ion Works	Fees	Furniture Equipment Vehicles	Total Cost (excluding sites)	Revenue Effect in Full Year	
						Running Costs	Capital Charges
		£'000	£'000	£'000	£'000	£'000	£'000
	<b>2008/09 Schemes</b>						
	<b>Children's Social Care</b>						
1	Children's Homes	172	28	-	200	-	3
2	Foster Carers	129	21	-	150	-	3
	<b>New Primary Schools and Extensions</b>						
3	Abbotts Ann Primary, Andover	3,293	543	200	4,036	-	84
4	East Anton Primary, Andover	7,150	1,180	400	8,730	80	179
5	Elvetham Heath Primary, Fleet	2,945	486	100	3,531	-	67
6	Sopley Primary, Bransgore	258	42	-	300	-	5
	<b>Primary School Improvements</b>						
7	Bentley Primary	258	42	-	300	-	5
8	Hook Junior	94	16	-	110	-	2
9	Knights Enham Schools, Andover	3,320	548	150	4,018	-	79
10	Roman Way Primary, Andover	1,221	202	-	1,423	-	24
11	Fareham Western Wards Primary Schools	1,139	188	-	1,327	-	22
12	Stanmore Primary, Winchester	386	64	-	450	-	8
	<b>Secondary School Improvements</b>						
13	Science and Craft, Design and Technology	957	158	-	1,115	-	19
14	14-19 Projects	258	42	-	300	-	5
15	Management of Falling Rolls	472	78	-	550	-	9
	<b>Early Years and Childcare</b>						
16	Andover Children's Centre	1,609	241	-	1,850	-	31
17	Children's Centres Phase 3	1,586	238	-	1,824	-	30
18	Early Years and Childcare Grant	4,387	658	-	5,045	-	84
19	Extended Schools	1,666	250	-	1,916	-	32

C20

**Capital Programme - 2008/09**

Site Position	Contract Start		Remarks	Ref
	Date	Duration		
	<i>Qtr</i>	<i>Months</i>		
			<b>All schemes support the Corporate Priority of maximising wellbeing</b>	
Owned	Various	Various	Improvements to children's homes to meet legislation	1
N/A	Various	Various	Improvements to foster carers' homes where necessary	2
Owned	3	11	Replacement building.	3
Owned	4	14	New 2FE (Form Entry) primary school.	4
Owned	3	10	1FE extension to meet housing demand.	5
Owned	4	5/6	Small extension to meet 'in catchment' demand	6
Owned	4	6	School hall to meet needs.	7
Owned	4	6	School hall to meet needs.	8
Owned	3	11	Building improvements.	9
Owned	4	9	Building improvements.	10
Owned	Various	Various	Improvement projects to be identified.	11
Owned	4	6	Kitchen / dining room replacement.	12
Owned	Various	Various	Improvements to Science and Craft, Design and Technology areas	13
Owned	Various	Various	Improvements to address 14-19 Agenda.	14
Owned	Various	Various	Surplus place removal projects.	15
Owned	3	8	Phase 2 children's centre.	16
Owned	Various	Various	Individual children's centre projects to be identified.	17
Owned	Various	Various	Improvements and projects for early years and childcare settings	18
Owned	Various	Various	To support Extended Schools Initiative.	19

C21

**Children's Services**

Ref	Project	Construct- ion Works	Fees	Furniture Equipment Vehicles	Total Cost (excluding sites)	Revenue Effect in Full Year	
						Running Costs	Capital Charges
	<b>2008/09 Schemes (continued)</b>	£'000	£'000	£'000	£'000	£'000	£'000
	<b>Education Centres</b>						
20	Andover Education Centre	1,717	283	-	2,000	-	33
21	Basingstoke School Plus	3,433	567	-	4,000	-	67
	<b>Other Schemes</b>						
22	Modernisation / Suitability Funding	1,288	212	-	1,500	-	25
23	Health and Safety Issues	558	92	-	650	-	11
24	Workforce Projects	258	42	-	300	-	5
25	Schools Access Initiative #	1,727	285	-	2,012	-	34
26	Schools' Devolved Capital	21,099	-	-	21,099	-	352
27	Youth Capital Fund	447	67	-	514	-	9
28	Projects to be Funded from Developers' Contributions	327	54	-	381	-	6
29	Fees to Progress Land Sales	-	150	-	150	-	3
30	Asset Management Plan Data Provision	-	-	100	100	-	10
31	Furniture and Equipment #	-	-	500	500	-	50
32	Interest on Borrowing	-	1,000	-	1,000	-	-
33	Contingency	887	146	-	1,033	-	17
	<b>Total Excluding Land</b>	63,041	7,923	1,450	72,414	80	1,313
	Cost of Land to be Purchased for this Programme				750	-	-
	<b>Total Programme</b>				73,164	80	1,313
	# controlled on an accrued expenditure basis						

C22

**Capital Programme - 2008/09**

Site Position	Contract Start		Remarks	Ref
	Date	Duration		
	<i>Qtr</i>	<i>Months</i>	<b>All schemes support the Corporate Priority of maximising wellbeing</b>	
Owned	2	8	New education centre in permanent building.	20
Owned	Various	Various	Enhancements to provision.	21
N/A	Various	Various	Improvements to school accommodation.	22
N/A	Various	Various	Improvements to address health and safety issues.	23
Owned	Various	Various	Improvements to workforce accommodation.	24
N/A	Various	Various	Improvements to school buildings to improve accessibility.	25
N/A	Various	Various	Allocations to schools through devolved capital.	26
Owned	Various	Various	Improvements to youth facilities.	27
-	Various	Various	Individual improvement projects to be identified.	28
N/A	-	-	Fees involved in the generation of capital receipts.	29
N/A	-	-	Equipment to assist with Asset Management Plan.	30
N/A	-	-	Provision of furniture and equipment for capital schemes.	31
N/A	-	-	To meet the cost of borrowing.	32
N/A	-	-	Provision for cost increases arising from inflation.	33

C23

**Children's Services**

Ref	Project	Construct- ion Works	Fees	Furniture Equipment Vehicles	Total Cost (excluding sites)	Revenue Effect in Full Year	
						Running Costs	Capital Charges
		£'000	£'000	£'000	£'000	£'000	£'000
	<b>2009/10 Schemes</b>						
	<b>Children's Social Care</b>						
34	Foster Carers	129	21	-	150	-	3
	<b>New Primary Schools and Extensions</b>						
35	Picket Twenty Primary, Andover	4,893	807	300	6,000	80	125
36	West of Waterlooville Primary	5,494	906	300	6,700	80	137
37	Primary Capital Programme	8,109	1,338	-	9,447	-	157
38	Management of Falling Rolls	258	42	-	300	-	5
	<b>Early Years and Childcare</b>						
39	Children's Centres Phase 3	4,416	662	-	5,078	-	85
40	Early Years and Childcare Grant	4,387	658	-	5,045	-	84
41	Extended Schools	1,765	265	-	2,030	-	34
	<b>Other Schemes</b>						
42	Modernisation / Suitability Funding	1,288	212	-	1,500	-	25
43	Health and Safety Issues	515	85	-	600	-	10
44	Workforce Projects	258	42	-	300	-	5
45	Schools Access Initiative #	858	142	-	1,000	-	17
46	Targeted Capital Fund	1,717	283	-	2,000	-	33
47	Schools' Devolved Capital	21,049	-	-	21,049	-	351
48	Youth Capital Fund	447	67	-	514	-	9
49	Disabled Children Grant	592	89	-	681	-	11
50	Fees to Progress Land Sales	-	150	-	150	-	3
51	Asset Management Plan Data Provision	-	-	100	100	-	10
52	Furniture and Equipment #	-	-	400	400	-	40

C24

**Capital Programme - 2009/10**

Site Position	Contract Start		Remarks	Ref
	Date	Duration		
	<i>Qtr</i>	<i>Months</i>		
			<b>All schemes support the Corporate Priority of maximising wellbeing</b>	
N/A	Various	Various	Improvements to foster carers' homes where necessary	34
Neg	2	14	New 1FE primary school to meet housing demand.	35
Neg	1	14	New 1FE primary school to meet housing demand.	36
Owned	Various	Various	Various improvement projects, to be identified.	37
Owned	Various	Various	Surplus place removal projects.	38
Owned	Various	Various	Individual children's centre projects to be identified.	39
Owned	Various	Various	Improvements and projects for early years and childcare settings	40
Owned	Various	Various	To support Extended Schools Initiative.	41
N/A	Various	Various	Improvements to school accommodation.	42
N/A	Various	Various	Improvements to address health and safety issues.	43
Owned	Various	Various	Improvements to workforce accommodation.	44
N/A	Various	Various	Improvements to school buildings to improve accessibility.	45
Owned	Various	Various	Projects to be identified.	46
N/A	Various	Various	Allocations to schools through devolved capital.	47
Owned	Various	Various	Improvements to youth facilities.	48
N/K	Various	Various	Details of how grant will be used are not yet known.	49
N/A	-	-	Fees involved in the generation of capital receipts.	50
N/A	-	-	Equipment to assist with Asset Management Plan.	51
N/A	-	-	Provision of furniture and equipment for capital schemes.	52

C25

**Children's Services**

Ref	Project	Construct- ion Works	Fees	Furniture Equipment Vehicles	Total Cost (excluding sites)	Revenue Effect in Full Year	
						Running Costs	Capital Charges
		<i>£'000</i>	<i>£'000</i>	<i>£'000</i>	<i>£'000</i>	<i>£'000</i>	<i>£'000</i>
	<b>2009/10 Schemes (continued)</b>						
53	Interest on Borrowing	-	1,000	-	1,000	-	-
54	Contingency	812	134	-	946	-	16
	<b>Total Excluding Land</b>	56,987	6,903	1,100	64,990	160	1,160
	Cost of Land to be Purchased for this Programme				100	-	-
	<b>Total Programme</b>				65,090	160	1,160
	# controlled on an accrued expenditure basis						

**Capital Programme - 2009/10**

Site Position	Contract Start		Remarks	Ref
	Date	Duration		
	<i>Qtr</i>	<i>Months</i>		
			<b>All schemes support the Corporate Priority of maximising wellbeing</b>	
N/A	-	-	To meet the cost of borrowing.	53
N/A	-	-	Provision for cost increases arising from inflation.	54

**Children's Services**

Ref	Project	Construct- ion Works	Fees	Furniture Equipment Vehicles	Total Cost (excluding sites)	Revenue Effect in Full Year	
						Running Costs	Capital Charges
		£'000	£'000	£'000	£'000	£'000	£'000
	<b>2010/11 Schemes</b>						
	<b>Children's Social Care</b>						
55	Children's Homes	172	28	-	200	-	3
56	Foster Carers	129	21	-	150	-	3
	<b>New Primary Schools and Extensions</b>						
57	Park Prewett Primary, Basingstoke	4,506	744	300	5,550	80	118
58	Aldershot Urban Extension Primary	6,695	1,105	400	8,200	80	170
59	Primary Capital Programme	10,730	1,770	-	12,500	-	208
60	Management of Falling Rolls	258	42	-	300	-	5
	<b>Early Years and Childcare</b>						
61	Children's Centres Phase 3	1,586	238	-	1,824	-	30
62	Early Years and Childcare Grant	4,387	658	-	5,045	-	84
63	Extended Schools	912	137	-	1,049	-	17
	<b>Other Schemes</b>						
64	Education Centres	172	28	-	200	-	3
65	Health and Safety Issues	601	99	-	700	-	12
66	Workforce Projects	258	42	-	300	-	5
67	Schools Access Initiative #	1,717	283	-	2,000	-	33
68	Targeted Capital Fund	5,150	850	-	6,000	-	100
69	Schools Devolved Capital	21,049	-	-	21,049	-	351
70	Youth Capital Fund	447	67	-	514	-	9
71	Disabled Children Grant	1,381	207	-	1,588	-	26
72	Fees to Progress Land Sales	-	150	-	150	-	3

C28

**Capital Programme - 2010/11**

Site Position	Contract Start		Remarks	Ref
	Date	Duration		
	<i>Qtr</i>	<i>Months</i>		
			<b>All schemes support the Corporate Priority of maximising wellbeing</b>	
Owned	Various	Various	Improvements to children's homes to meet legislation.	55
N/A	Various	Various	Improvements to foster carers' homes where necessary.	56
Neg	2	14	New 1FE primary school to meet housing demand.	57
Neg	4	14	New 1FE primary school to meet housing demand.	58
Owned	Various	Various	Various improvement projects, to be identified.	59
Owned	Various	Various	Surplus place removal projects.	60
Owned	Various	60	Individual children's centre projects to be identified.	61
Owned	Various	Various	Improvements and projects for early years and childcare settings.	62
Owned	Various	Various	To support Extended Schools Initiative.	63
Owned	Various	Various	To support education centres.	64
N/A	Various	Various	Improvements to address health and safety issues.	65
N/A	Various	Various	Improvements to workforce accommodation.	66
N/A	Various	Various	Improvements to school buildings to improve accessibility.	67
Owned	Various	Various	Projects to be identified.	68
N/A	Various	Various	Allocations to schools through devolved capital.	69
Owned	Various	Various	Improvements to youth facilities.	70
N/K	Various	Various	Details of how grant will be used are not yet known.	71
N/A	-	-	Fees involved in the generation of capital receipts.	72

C29

**Children's Services**

Ref	Project	Construct- ion Works	Fees	Furniture Equipment Vehicles	Total Cost (excluding sites)	Revenue Effect in Full Year	
						Running Costs	Capital Charges
		£'000	£'000	£'000	£'000	£'000	£'000
	<b>2010/11 Schemes (continued)</b>						
73	Furniture and Equipment #	-	-	500	500	-	50
74	Interest on Borrowing	-	1,000	-	1,000	-	-
75	Contingency	858	142	-	1,000	-	17
	<b>Total Excluding Land</b>	61,008	7,611	1,200	69,819	160	1,247
	Cost of Land to be Purchased for this Programme				100	-	-
	<b>Total Programme</b>				69,919	160	1,247
	# controlled on an accrued expenditure basis						

C30

**Capital Programme - 2010/11**

Site Position	Contract Start		Remarks	Ref
	Date	Duration		
	<i>Qtr</i>	<i>Months</i>		
			<b>All schemes support the Corporate Priority of maximising wellbeing</b>	
N/A	-	-	Provision of furniture and equipment for capital schemes.	73
N/A	-	-	To meet the cost of borrowing.	74
N/A	-	-	Provision for cost increases arising from inflation.	75

C31

**Environment**

Ref	Project	Construct- ion Works	Fees	Furniture Equipment Vehicles	Total Cost (excluding sites)	Revenue Effect in Full Year	
						Running Costs	Capital Charges
	<b>2008/09 Schemes</b>	£'000	£'000	£'000	£'000	£'000	£'000
	<b>Schemes Supported from Local Resources</b>						
1	Structural Maintenance of Non Principal Roads #	11,091	1,232	-	12,323	-	246
2	Environmental Improvements	1,011	42	-	1,053	9	45
3	Waste Management - Facilities Management	59	7	-	66	-	-
4	Household Waste Recycling Centres	1,074	-	-	1,074	-	18
	<b>Total Programme Supported by Local Resources</b>	13,235	1,281	-	14,516	9	309
	<b>Scheme Supported by the Government and Other External Bodies</b>						
	<b>Area Programmes</b>						
	<b>North</b>						
5	B3272 Eversley (Glaston Hill Road Section) +	86	22	-	108	-	4
6	Whitchurch Highway and Environment Improvements +	98	25	-	123	-	6
7	Alencon Link Bus Interchange, Basingstoke *	416	104	-	520	-	21
8	New Road and New Street, Basingstoke *	320	80	-	400	-	16
9	Overton Village Improvements *	200	50	-	250	-	13
10	Fleet Area Cycles *	198	50	-	248	-	12
11	Basingstoke Footways *	80	20	-	100	-	5
12	Viabes Subway, Basingstoke *	108	27	-	135	-	5
13	Old Basing Footways *	80	20	-	100	-	5
	See page C37 for key to symbols						

C32

**Capital Programme - 2008/09**

Site Position	Contract Start		Remarks	Ref
	Date	Duration		
	<i>Qtr</i>	<i>Months</i>		
			<b>The following schemes all reflect the Corporate Priorities.</b>	
N/A	1	12	Structural maintenance to improve road conditions.	1
N/A	1	12	Enhancement of urban environment in small country towns, support for the regeneration of older urban areas and other environmental improvements.	2
N/A	1	12	Reinstatement works at completed landfill sites.	3
N/A	1	12	Replacement and upgrading of household waste recycling centres.	4
N/A	1	3	Access improvements.	5
N/A	1	4	Pedestrian and access improvements.	6
N/A	2	4	Improvements to bus interchange.	7
N/A	1	3	Junction improvements.	8
N/A	2	3	Measures to improve safety and facilities for pedestrians.	9
N/A	4	3	Measures to improve facilities for cyclists.	10
N/A	3	2	Pedestrian improvements.	11
N/A	2	2	Improvements to subway.	12
N/A	2	2	Footway improvements.	13

C33

**Environment**

Ref	Project	Construct- ion Works	Fees	Furniture Equipment Vehicles	Total Cost (excluding sites)	Revenue Effect in Full Year	
						Running Costs	Capital Charges
		£'000	£'000	£'000	£'000	£'000	£'000
	<b>2008/09 Schemes (continued)</b>						
	<b>North</b>						
14	A343 Penwood Pedestrian Refuge *	36	9	-	45	-	2
	<b>South</b>						
15	Southampton Airport Parkway Interchange and Cycle Access *	177	44	-	221	-	11
16	Purbrook Way near Hulbert Road, Havant *	80	20	-	100	-	5
17	Broom Way Accessibility, Gosport *	59	15	-	74	-	3
18	High Street, Fareham *	40	10	-	50	-	2
	<b>West</b>						
19	Lyndhurst Signing and Traffic Management	240	60	-	300	-	12
20	Rumbridge Street, Totton +	1,225	306	-	1,531	-	61
21	A337 West of Old Milton Road, New Milton	56	14	-	70	-	3
22	Flexford Bridge, Chandler's Ford *	800	200	-	1,000	-	50
23	Salisbury Road / Water Lane, Junction, Totton *	496	124	-	620	-	25
	<b>Countywide Programme</b>						
24	Safer Routes to Schools + #	848	212	-	1,060	-	42
25	Minor Schemes and Traffic Management + #	760	190	-	950	-	24
26	Passenger Transport Information #	-	50	150	200	-	17
27	Access to Countryside #	80	20	-	100	-	4
28	Emerging Externally Funded Schemes *	1,600	400	-	2,000	-	80
29	Casualty Reduction Programme #	1,600	400	-	2,000	-	116
	See page C37 for key to symbols						

C34

**Capital Programme - 2008/09**

Site Position	Contract Start		Remarks	Ref
	Date	Duration		
	<i>Qtr</i>	<i>Months</i>		
			<b>The following schemes all reflect the Corporate Priorities.</b>	
N/A	1	2	Pedestrian improvements.	14
N/A	2	2	Provision of cycle route and new public transport infrastructure.	15
N/A	3	2	Toucan crossing.	16
N/A	1	3	Access improvements.	17
N/A	1	2	Zebra crossing.	18
N/A	3	4	Traffic management measures.	19
N/A	2	6	Carriageway reconstruction, drainage and traffic management.	20
N/A	2	2	Toucan crossing.	21
N/A	4	6	New cycle and pedestrian bridge.	22
N/A	2	3	Access, parking and environmental improvements.	23
N/A	1	12	Safety measures on routes to schools.	24
N/A	1	12	Minor schemes.	25
N/A	1	12	Travel information systems.	26
N/A	1	12	Associated with the statutory Rights of Way Improvement Plan to provide for recreational and active travel (walking and cycling)	27
N/A	-	-	Schemes to be determined.	28
N/A	1	12	Safety schemes.	29

C35

**Environment**

Ref	Project	Construct- ion Works	Fees	Furniture Equipment Vehicles	Total Cost (excluding sites)	Revenue Effect in Full Year	
						Running Costs	Capital Charges
	<b>2008/09 Schemes (continued)</b>	<i>£'000</i>	<i>£'000</i>	<i>£'000</i>	<i>£'000</i>	<i>£'000</i>	<i>£'000</i>
	<b>Structural Maintenance</b>						
30	Principal and Non Principal Roads #	11,452	1,272	-	12,724	-	434
31	Bridge Strengthening and Maintenance #	3,370	375	-	3,745	-	75
	<b>Future Major Scheme Preparatory Costs</b>						
32	Chickenhall Lane Link Road, Eastleigh	-	900	-	900	-	-
	<b>Total Programme Supported by the Government and other bodies</b>	24,505	5,019	150	29,674	172	1,053
	<b>External Contributions to Programme</b>				-7,417	-	-
	<b>Total Programme Supported by the Government</b>				22,257	172	1,053
	<b>Total Programme</b>				36,773	181	1,362
	See page C37 for key to symbols						

**Capital Programme - 2008/09**

Site Position	Contract Start		Remarks	Ref
	Date	Duration		
	<i>Qtr</i>	<i>Months</i>		
			<b>The following schemes all reflect the Corporate Priorities.</b>	
N/A	1	12	Structural maintenance to improve road conditions.	30
N/A	1	12	Structural maintenance and strengthening of bridges.	31
N/A	1	12	Preparatory costs for new link road.	32
			Key to symbols and abbreviations used on pages C32 to C45	
			# Projects controlled on an accrued expenditure basis + Projects partly funded from external contributions * Projects externally funded	
			LTP Local Transport Plan	

**Environment**

Ref	Project	Construct- ion Works	Fees	Furniture Equipment Vehicles	Total Cost (excluding sites)	Revenue Effect in Full Year	
						Running Costs	Capital Charges
	<b>2009/10 Schemes</b>	£'000	£'000	£'000	£'000	£'000	£'000
	<b>Schemes Supported from Local Resources</b>						
33	Structural Maintenance of Non Principal Roads #	10,485	1,165	-	11,650	-	233
34	Environmental Improvements	1,373	57	-	1,430	12	61
35	Waste Management - Facilities Management	59	7	-	66	-	-
36	Household Waste Recycling Centres	1,074	-	-	1,074	-	18
	<b>Total Programme Supported by Local Resources</b>	12,991	1,229	-	14,220	12	312
	<b>Schemes Supported by the Government and Other External Bodies</b>						
37	Aldershot Town Centre +	2,000	500	-	2,500	-	100
38	Havant Rail Bridge	640	160	-	800	-	40
39	Eastleigh Town Centre / Air Quality Management Area	320	80	-	400	-	16
40	Totton Air Quality Management Area / Access	240	60	-	300	-	12
41	South Winchester Park and Ride +	4,880	1,220	-	6,100	-	144
42	Winchester Bus Priority	800	200	-	1,000	-	40
43	Casualty Reduction Programme #	2,400	600	-	3,000	-	165
44	Safer Routes to Schools #	800	200	-	1,000	-	40
45	Minor Schemes including Traffic Management + #	840	210	-	1,050	-	26
46	Quality Bus Partnerships (Routes to be determined)	600	150	-	750	-	30
	See page C37 for key to symbols						

C38

**Capital Programme - 2009/10**

Site Position	Contract Start		Remarks	Ref
	Date	Duration		
	<i>Qtr</i>	<i>Months</i>		
			<b>The following schemes all reflect the Corporate Priorities.</b>	
N/A	-	-	Structural maintenance to improve road conditions.	33
N/A	-	-	Enhancement of urban environment in small country towns, support for the regeneration of older urban areas and other environmental improvements.	34
N/A	-	-	Reinstatement works at completed landfill sites.	35
N/A	-	-	Replacement and upgrading of household waste recycling centres.	36
N/A	-	-	Town centre access improvements.	37
N/A	-	-	Refurbishment of pedestrian bridge.	38
N/A	-	-	Traffic management and junction improvements.	39
N/A	-	-	Traffic management measures.	40
N/A	-	-	New park and ride facility.	41
N/A	-	-	Bus priority schemes.	42
N/A	-	-	Safety schemes.	43
N/A	-	-	Safety measures on routes to schools.	44
N/A	-	-	Minor schemes.	45
N/A	-	-	Improved facilities for bus users.	46

C39

**Environment**

Ref	Project	Construct- ion Works	Fees	Furniture Equipment Vehicles	Total Cost (excluding sites)	Revenue Effect in Full Year	
						Running Costs	Capital Charges
		£'000	£'000	£'000	£'000	£'000	£'000
	<b>2009/10 Schemes (continued)</b>						
47	Capacity Improvements (Locations to be determined)	480	120	-	600	-	24
48	Community Transport Schemes	-	-	250	250	-	25
49	Passenger Transport Information #	-	50	150	200	-	17
50	Sign Clutter Removal	120	30	-	150	-	6
51	Access to Countryside #	80	20	-	100	-	4
52	Air Quality Monitoring #	-	-	50	50	-	5
53	LTP Monitoring and Initiatives #	15	20	15	50	-	3
54	Rail Stations and Interchanges #	40	10	-	50	-	3
55	Structural Maintenance of Roads #	12,071	1,341	-	13,412	-	453
56	Strengthening and Structural Maintenance of Bridges #	3,455	384	-	3,839	-	77
57	Emerging Priorities to be determined +	2,800	700	-	3,500	-	140
	<b>Future Major Scheme Preparatory Costs</b>						
58	Chickenhall Lane Link Road, Eastleigh	-	900	-	900	-	-
	<b>Total Programme Supported by the Government and other bodies</b>	32,581	6,955	465	40,001	302	1,370
	<b>External Contributions to Programme</b>				-5,193	-	-
	<b>Total Programme Supported by the Government</b>				34,808	302	1,370
	<b>Total Programme</b>				49,028	314	1,682
	See page C37 for key to symbols						

C40

**Capital Programme - 2009/10**

Site Position	Contract Start		Remarks	Ref
	Date	Duration		
	<i>Qtr</i>	<i>Months</i>		
			<b>The following schemes all reflect the Corporate Priorities.</b>	
N/A	-	-	Capacity improvements.	47
N/A	-	-	Community transport vehicles.	48
N/A	-	-	Travel information systems.	49
N/A	-	-	Environmental improvements.	50
N/A	-	-	Associated with the statutory Rights of Way Improvement Plan to provide for recreational and active travel (walking and cycling)	51
N/A	-	-	Provision of air quality monitoring equipment.	52
N/A	-	-	Monitoring equipment, information systems and minor works.	53
N/A	-	-	Improved facilities for public transport users.	54
N/A	-	-	Structural maintenance to improve road conditions.	55
N/A	-	-	Structural maintenance and strengthening of bridges.	56
N/A	-	-	Schemes to be determined.	57
N/A	-	-	Preparatory costs for new link road.	58

C41

**Environment**

Ref	Project	Construct- ion Works	Fees	Furniture Equipment Vehicles	Total Cost (excluding sites)	Revenue Effect in Full Year	
						Running Costs	Capital Charges
	<b>2010/11 Schemes</b>	£'000	£'000	£'000	£'000	£'000	£'000
	<b>Schemes Supported from Local Resources</b>						
59	Structural Maintenance of Non Principal Roads #	10,292	1,144	-	11,436	-	229
60	Environmental Improvements	1,011	42	-	1,053	9	45
61	Waste Management - Facilities Management	59	7	-	66	-	-
62	Household Waste Recycling Centres	1,074	-	-	1,074	-	18
	<b>Total Programme Supported by Local Resources</b>	12,436	1,193	-	13,629	9	292
	<b>Schemes Supported by the Government and Other External Bodies</b>						
63	Access to Gosport	3,012	753	-	3,765	-	151
64	Farnborough Main Station Interchange *	1,200	300	-	1,500	-	60
65	A30 Winchester Road Roundabout, Basingstoke *	640	160	-	800	-	32
66	Safer Routes to Schools #	800	200	-	1,000	-	40
67	Access to Countryside #	120	30	-	150	-	6
68	Passenger Transport Information #	-	50	150	200	-	17
69	Minor Schemes including Traffic Management #	800	200	-	1,000	-	25
70	Casualty Reduction Programme #	1,920	480	-	2,400	-	132
71	Emerging Priorities to be determined +	6,560	1,640	-	8,200	-	328
	See page C37 for key to symbols						

C42

**Capital Programme - 2010/11**

Site Position	Contract Start		Remarks	Ref
	Date	Duration		
	<i>Qtr</i>	<i>Months</i>		
			<b>The following schemes all reflect the Corporate Priorities.</b>	
N/A	-	-	Structural maintenance to improve road conditions.	59
N/A	-	-	Enhancement of urban environment in small country towns, support for the regeneration of older urban areas and other environmental improvements.	60
N/A	-	-	Reinstatement works at completed landfill sites.	61
N/A	-	-	Replacement and upgrading of household waste recycling centres.	62
N/A	-	-	Capacity improvements.	63
N/A	-	-	Interchange improvements.	64
N/A	-	-	Capacity improvements.	65
N/A	-	-	Safety measures on routes to schools.	66
N/A	-	-	Associated with the statutory Rights of Way Improvement Plan to provide for recreational and active travel (walking and cycling)	67
N/A	-	-	Travel information systems.	68
N/A	-	-	Minor schemes.	69
N/A	-	-	Safety schemes.	70
N/A	-	-	Schemes to be determined.	71

C43

**Environment**

Ref	Project	Construct- ion Works	Fees	Furniture Equipment Vehicles	Total Cost (excluding sites)	Revenue Effect in Full Year	
						Running Costs	Capital Charges
	<b>2010/11 Schemes (continued)</b>	<i>£'000</i>	<i>£'000</i>	<i>£'000</i>	<i>£'000</i>	<i>£'000</i>	<i>£'000</i>
72	Structural Maintenance of Roads #	14,702	1,634	-	16,336	-	552
73	Strengthening and Structural Maintenance of Bridges #	4,182	465	-	4,647	-	93
	<b>Future Major Scheme Preparatory Costs</b>						
74	Chickenhall Lane Link Road, Eastleigh	-	900	-	900	-	-
	<b>Total Programme Supported by the Government and other bodies</b>	33,936	6,812	150	40,898	266	1,436
	<b>External Contributions to Programme</b>				-10,300	-	-
	<b>Total Programme Supported by the Government</b>				30,598	266	1,436
	<b>Total Programme</b>				44,227	275	1,728
	See page C37 for key to symbols						

C44

**Capital Programme - 2010/11**

Site Position	Contract Start		Remarks	Ref
	Date	Duration		
	<i>Qtr</i>	<i>Months</i>		
			<b>The following schemes all reflect the Corporate Priorities.</b>	
N/A	-	-	Structural maintenance to improve road conditions.	72
N/A	-	-	Structural maintenance and strengthening of bridges.	73
N/A	-	-	Preparatory costs for new link road.	74

C45

**Policy and Resources**

Ref	Project	Construct- ion Works	Fees	Furniture Equipment Vehicles	Total Cost (excluding sites)	Revenue Effect in Full Year	
						Running Costs	Capital Charges
	<b>2008/09 Schemes</b>	<i>£'000</i>	<i>£'000</i>	<i>£'000</i>	<i>£'000</i>	<i>£'000</i>	<i>£'000</i>
	<b>Schemes Supported from Local Resources</b>						
1	Office Accommodation Schemes	280	46	-	326	-	5
2	Economic Development	44	-	-	44	-	6
3	Coastal Conservation	130	22	-	152	-	3
4	Regulatory Services - Equipment	-	-	49	49	-	5
5	Capital Repairs #	7,988	959	-	8,947	-	149
6	HC3S (Hampshire County Council Catering Services)	-	-	50	50	-	7
7	IT Services	-	-	1,000	1,000	-	235
8	Advance Fees	-	1,227	-	1,227	-	20
9	Disposal of Sites Fees	-	577	-	577	-	10
10	Basingstoke Discovery Centre	3,000	-	-	3,000	-	50
	<b>Total Programme Supported by Local Resources</b>	11,442	2,831	1,099	15,372	-	490
	# controlled on an accrued expenditure basis						

C46

**Capital Programme - 2008/09**

Site Position	Contract Start		Remarks	Ref
	Date	Duration		
	<i>Qtr</i>	<i>Months</i>		
N/A	-	-	Various schemes throughout the County, linking to the Corporate Priority of maximising wellbeing.	1
N/A	-	-	Support for economic projects, e.g. promoting broadband and local food centres, linking to the Corporate Priority of maximising wellbeing.	2
N/A	-	-	Works to protect and enhance the coast, linking to the Corporate Priority of enhancing our quality of place.	3
N/A	-	-	Continuing programme of replacing and updating equipment, linking to the Corporate Priority of making Hampshire safer and more secure for all.	4
Owned	-	-	Replacement of major building components, e.g. roofs, cladding, heating systems, on all County Council properties. Landscaping of Council property, minor works at development sites and management of County Farms and environmental / heritage sites, also major repairs previously charged to the revenue budget, linking to the Corporate Priority of making Hampshire safer and more secure for all.	5
N/A	-	-	Business development funded by business unit reserves.	6
N/A	-	-	Hardware replacement and investment to facilitate data centre migration to Ashburton Court, improvements to the Hantsnet infrastructure and additional data storage capacity.	7
N/A	-	-	Architects' fees on schemes not yet in the capital programme	8
N/A	-	-	Fees to prepare transportation and environmental assessments and other advanced feasibility, design and analysis work to secure outline planning approvals to market sites.	9
To be confirmed	N/K	N/K	Provision for a potential scheme for a Discovery Centre at Basingstoke, linking to the Corporate Priorities of maximising wellbeing and enhancing our quality of place, subject to agreement of a funding package.	10

C47

**Policy and Resources**

Ref	Project	Construct- ion Works	Fees	Furniture Equipment Vehicles	Total Cost (excluding sites)	Revenue Effect in Full Year	
						Running Costs	Capital Charges
	<b>2008/09 Schemes (continued)</b>	<i>£'000</i>	<i>£'000</i>	<i>£'000</i>	<i>£'000</i>	<i>£'000</i>	<i>£'000</i>
	<b>Schemes Supported by the Government</b>						
	<b>Capital Repairs</b>						
11	New Deal for Schools Condition Funding #	7,725	1,158	-	8,883	-	148
12	Capital Repairs - Schools #	9,983	1,198	-	11,181	-	186
13	Capital Repairs - Sure Start Early Years #	234	28	-	262	-	4
	<b>Total Programme Supported by the Government</b>	17,942	2,384	-	20,326	-	338
	<b>Total Excluding Land</b>				35,698	-	828
	Advance and Advantageous Land Purchases				927	-	-
	<b>Total Programme</b>				36,625	-	828
	# controlled on an accrued expenditure basis						

C48

**Capital Programme - 2008/09**

Site Position	Contract Start		Remarks	Ref
	Date	Duration		
	<i>Qtr</i>	<i>Months</i>		
Owned	-	-	Repairs and temporary classroom replacement, linking to the Corporate Priority of making Hampshire safer and more secure for all	11
Owned	-	-	Repairs and temporary classroom replacement, linking to the Corporate Priority of making Hampshire safer and more secure for all	12
Owned	-	-	Repairs and improvements to accommodation in early years and childcare settings, linking to the Corporate Priority of making Hampshire safer and more secure for all.	13

C49

**Policy and Resources**

Ref	Project	Construct- ion Works	Fees	Furniture Equipment Vehicles	Total Cost (excluding sites)	Revenue Effect in Full Year	
						Running Costs	Capital Charges
	<b>2009/10 Schemes</b>	<i>£'000</i>	<i>£'000</i>	<i>£'000</i>	<i>£'000</i>	<i>£'000</i>	<i>£'000</i>
	<b>Schemes Supported from Local Resources</b>						
14	Office Accommodation Schemes	282	46	-	328	-	5
15	Economic Development	45	-	-	45	-	6
16	Coastal Conservation	131	22	-	153	-	3
17	Regulatory Services - Equipment	-	-	49	49	-	5
18	Capital Repairs #	5,346	642	-	5,988	-	100
19	Advance Fees	-	1,233	-	1,233	-	21
20	Disposal of Sites Fees	-	581	-	581	-	10
21	Contingency	30	-	-	30	-	1
	<b>Total Programme Supported by Local Resources</b>	5,834	2,524	49	8,407	-	151
	# controlled on an accrued expenditure basis						

C50

**Capital Programme - 2009/10**

Site Position	Contract Start		Remarks	Ref
	Date	Duration		
	<i>Qtr</i>	<i>Months</i>		
N/A	-	-	Various schemes throughout the County, linking to the Corporate Priority of maximising wellbeing.	14
N/A	-	-	Support for economic projects, e.g. promoting broadband and local food centres, linking to the Corporate Priority of maximising wellbeing.	15
N/A	-	-	Works to protect and enhance the coast, linking to the Corporate Priority of enhancing our quality of place.	16
N/A	-	-	Continuing programme of replacing and updating equipment, linking to the Corporate Priority of making Hampshire safer and more secure for all.	17
Owned	-	-	Replacement of major building components, e.g. roofs, cladding, heating systems, on all County Council properties. Landscaping of Council property, minor works at development sites and management of County Farms and environmental / heritage sites, also major repairs previously charged to the revenue budget. linking to the Corporate Priority of making Hampshire safer and more secure for all.	18
N/A	-	-	Architects' fees on schemes not yet in the capital programme	19
N/A	-	-	Fees to prepare transportation and environmental assessments and other advanced feasibility, design and analysis work to secure outline planning approvals to market sites.	20
N/A	-	-		21

C51

**Policy and Resources**

Ref	Project	Construct- ion Works	Fees	Furniture Equipment Vehicles	Total Cost (excluding sites)	Revenue Effect in Full Year	
						Running Costs	Capital Charges
	<b>2009/10 Schemes (continued)</b>	<i>£'000</i>	<i>£'000</i>	<i>£'000</i>	<i>£'000</i>	<i>£'000</i>	<i>£'000</i>
	<b>Schemes Supported by the Government</b>						
	<b>Capital Repairs</b>						
22	New Deal for Schools Condition Funding #	6,967	1,045	-	8,012	-	134
23	Capital Repairs - Schools #	10,233	1,228	-	11,461	-	191
24	Capital Repairs - Sure Start Early Years #	404	49	-	453	-	8
	<b>Total Schemes Supported by the Government</b>	17,604	2,322	-	19,926	-	333
	<b>Total Excluding Land</b>				28,333	-	484
	Advance and Advantageous Land Purchases				930	-	-
	<b>Total Programme</b>				29,263	-	484
	# controlled on an accrued expenditure basis						

C52

**Capital Programme - 2009/10**

Site Position	Contract Start		Remarks	Ref
	Date	Duration		
	<i>Qtr</i>	<i>Months</i>		
Owned	-	-	Repairs and temporary classroom replacement, linking to the Corporate Priority of making Hampshire safer and more secure for all	22
Owned	-	-	Repairs and temporary classroom replacement, linking to the Corporate Priority of making Hampshire safer and more secure for all	23
Owned	-	-	Repairs and improvements to accommodation in early years and childcare settings, linking to the Corporate Priority of making Hampshire safer and more secure for all.	24

C53

**Policy and Resources**

Ref	Project	Construct- ion Works	Fees	Furniture Equipment Vehicles	Total Cost (excluding sites)	Revenue Effect in Full Year	
						Running Costs	Capital Charges
	<b>2010/11 Schemes</b>	£'000	£'000	£'000	£'000	£'000	£'000
	<b>Schemes Supported from Local Resources</b>						
25	Office Accommodation Schemes	281	46	-	327	-	5
26	Economic Development	44	-	-	44	-	6
27	Coastal Conservation	130	22	-	152	-	3
28	Regulatory Services - Equipment	-	-	49	49	-	5
29	Capital Repairs #	5,321	639	-	5,960	-	99
30	Advance Fees	-	1,230	-	1,230	-	21
31	Disposal of Sites Fees	-	578	-	578	-	10
32	Contingency	30	-	-	30	-	1
	<b>Total Programme Supported by Local Resources</b>	5,806	2,515	49	8,370	-	150
	# controlled on an accrued expenditure basis						

C54

**Capital Programme - 2010/11**

Site Position	Contract Start		Remarks	Ref
	Date	Duration		
	<i>Qtr</i>	<i>Months</i>		
N/A	-	-	Various schemes throughout the County, linking to the Corporate Priority of maximising wellbeing.	25
N/A	-	-	Support for economic projects, e.g. promoting broadband and local food centres, linking to the Corporate Priority of maximising wellbeing.	26
N/A	-	-	Works to protect and enhance the coast, linking to the Corporate Priority of enhancing our quality of place.	27
N/A	-	-	Continuing programme of replacing and updating equipment, linking to the Corporate Priority of making Hampshire safer and more secure for all.	28
Owned	-	-	Replacement of major building components, e.g. roofs, cladding, heating systems, on all County Council properties. Landscaping of Council property, minor works at development sites and management of County Farms and environmental / heritage sites, also major repairs previously charged to the revenue budget. linking to the Corporate Priority of making Hampshire safer and more secure for all.	29
N/A	-	-	Architects' fees on schemes not yet in the capital programme	30
N/A	-	-	Fees to prepare transportation and environmental assessments and other advanced feasibility, design and analysis work to secure outline planning approvals to market sites.	31
N/A	-	-		32

C55

**Policy and Resources**

Ref	Project	Construct- ion Works	Fees	Furniture Equipment Vehicles	Total Cost (excluding sites)	Revenue Effect in Full Year	
						Running Costs	Capital Charges
	<b>2010/11 Schemes (continued)</b>	<i>£'000</i>	<i>£'000</i>	<i>£'000</i>	<i>£'000</i>	<i>£'000</i>	<i>£'000</i>
	<b>Schemes Supported by the Government</b>						
	<b>Capital Repairs</b>						
33	New Deal for Schools Condition Funding #	5,575	836	-	6,411	-	107
34	Capital Repairs - Schools #	10,489	1,259	-	11,748	-	196
35	Capital Repairs - Sure Start Early Years #	426	51	-	477	-	8
	<b>Total Schemes Supported by the Government</b>	16,490	2,146	-	18,636	-	311
	<b>Total Excluding Land</b>				27,006	-	461
	Advance and Advantageous Land Purchases				925	-	-
	<b>Total Programme</b>				27,931	-	461
	# controlled on an accrued expenditure basis						

C56

**Capital Programme - 2010/11**

Site Position	Contract Start		Remarks	Ref
	Date	Duration		
	<i>Qtr</i>	<i>Months</i>		
Owned	-	-	Repairs and temporary classroom replacement, linking to the Corporate Priority of making Hampshire safer and more secure for all	33
Owned	-	-	Repairs and temporary classroom replacement, linking to the Corporate Priority of making Hampshire safer and more secure for all	34
Owned	-	-	Repairs and improvements to accommodation in early years and childcare settings, linking to the Corporate Priority of making Hampshire safer and more secure for all.	35

C57

**Recreation and Heritage**

Ref	Project	Construct- ion Works	Fees	Furniture Equipment Vehicles	Total Cost (excluding sites)	Revenue Effect in Full Year	
						Running Costs	Capital Charges
		£'000	£'000	£'000	£'000	£'000	£'000
<b>2008/09 Schemes</b>							
<b>Schemes Supported from Local Resources</b>							
1	Winchester Discovery Centre	200	-	-	200	-	3
2	Countryside and Rights of Way Improvements	190	-	-	190	-	13
3	Community Buildings and Village Halls	100	-	-	100	-	-
4	ICT Developments	50	-	-	50	10	12
5	Disability Discrimination Act and Health and Safety Schemes	100	-	-	100	-	2
6	Minor Works	50	-	-	50	10	1
7	Royal Victoria Country Park Chapel	129	21	-	150	-	3
8	Sir George Staunton Country Park	100	-	-	100	-	2
9	Library Refurbishments	210	35	-	245	10	4
10	Hampshire Record Office	100	17	-	117	-	2
11	Community Libraries	900	148	-	1,048	-	17
12	Fire Precautions	167	28	-	195	-	3
13	Willis Museum, Basingstoke	146	24	-	170	-	3
14	Relocation from North Walls	150	-	-	150	-	-
15	Milestones Museum Education Facilities	40	-	-	40	-	1
<b>Total Programme</b>		2,632	273	-	2,905	30	66

C58

**Capital Programme - 2008/09**

Site Position	Contract Start		Remarks	Ref
	Date	Duration		
	Qtr	Months		
Owned	1	Complete	Additional works, linking to Corporate Priorities 2 and 3.	1
Owned	1	12	Improvement of countryside sites and Rights of Way and repairs to bridges and other structures, linking to Corporate Priorities 2 and 3.	2
Owned	1	12	Grants and contributions towards the development of community buildings and village halls, linking to Corporate Priorities 1, 2 and 3.	3
Owned	1	12	Upgrade and extension of ICT facilities particularly in library and information services, linking to the Corporate Priority 2.	4
Owned	1	12	Necessary adaptations and developments, linking to Corporate Priorities 1 and 2.	5
Owned	1	12	Provision for minor works, potentially linking to Corporate Priorities 1, 2 and 3.	6
Owned	1	12	Potentially linking to Corporate Priorities 1, 2 and 3.	7
Owned	1	12	Potentially linking to Corporate Priorities 1, 2 and 3.	8
Owned	1	12	Improvements to libraries, linking to Corporate Priorities 2 and 3.	9
Owned	1	12	Adaptation to accommodate local studies, linking to Corporate Priorities 2 and 3.	10
Owned	1	12	Lottery match-funding, linking to Corporate Priorities 2 and 3.	11
Owned	1	12	Works to comply with legislative requirements.	12
Owned	1	12	Externally-funded enhancements, linking to Corporate Priorities 2 and 3.	13
Owned	1	12	Costs associated with moving to new premises.	14
Owned	1	12	Externally-funded enhancements, linking to Corporate Priorities 2 and 3.	15
Key to Corporate Priorities: 1: Hampshire safer and more secure for all 2: Maximising wellbeing 3: Enhancing our quality of place				

C59

**Recreation and Heritage**

Ref	Project	Construct- ion Works	Fees	Furniture Equipment Vehicles	Total Cost (excluding sites)	Revenue Effect in Full Year	
						Running Costs	Capital Charges
		£'000	£'000	£'000	£'000	£'000	£'000
<b>2009/10 Schemes</b>							
<b>Schemes Supported from Local Resources</b>							
16	Countryside and Rights of Way Improvements	100	-	-	100	-	7
17	Community Buildings and Village Halls	141	-	-	141	-	-
18	ICT Developments	50	-	-	50	10	12
19	Disability Discrimination Act and Health and Safety Schemes	100	-	-	100	-	2
20	Minor Works	50	-	-	50	-	1
21	Sir George Staunton Country Park	100	-	-	100	-	2
22	Community Libraries	86	14	-	100	20	2
<b>Total Programme</b>		627	14	-	641	30	26

C60

**Capital Programme - 2009/10**

Site Position	Contract Start		Remarks	Ref
	Date	Duration		
	<i>Qtr</i>	<i>Months</i>		
Owned	1	12	Improvement of countryside sites and Rights of Way and repairs to bridges and other structures, linking to Corporate Priorities 2 and 3.	16
Owned	1	12	Grants and contributions towards the development of community buildings and village halls, linking to Corporate Priorities 1, 2 and 3.	17
Owned	1	12	Upgrade and extension of ICT facilities particularly in library and information services, linking to the Corporate Priority 2.	18
Owned	1	12	Necessary adaptations and developments, linking to Corporate Priorities 1 and 2.	19
Owned	1	12	Provision for minor works, potentially linking to Corporate Priorities 1, 2 and 3.	20
Owned	1	12	Potentially linking to Corporate Priorities 1, 2 and 3.	21
Owned	1	12	Lottery match-funding, linking to Corporate Priorities 2 and 3.	22

Key to Corporate Priorities:  
 1: Hampshire safer and more secure for all  
 2: Maximising wellbeing  
 3: Enhancing our quality of place

C61

**Recreation and Heritage**

Ref	Project	Construct- ion Works	Fees	Furniture Equipment Vehicles	Total Cost (excluding sites)	Revenue Effect in Full Year	
						Running Costs	Capital Charges
	<b>2010/11 Schemes</b>						
	<b>Schemes Supported from Local Resources</b>						
23	Countryside and Rights of Way Improvements	100	-	-	100	-	7
24	Community Buildings and Village Halls	150	-	-	150	-	-
25	ICT Developments	50	-	-	50	20	12
26	Disability Discrimination Act and Health and Safety Schemes	100	-	-	100	-	2
27	Minor Works	50	-	-	50	-	1
28	Community Libraries	47	7	-	54	10	1
29	Balance to be Allocated	48	-	-	48	-	-
	<b>Total Programme</b>	545	7	-	552	30	23

C62

**Capital Programme - 2010/11**

Site Position	Contract Start		Remarks	Ref
	Date	Duration		
	<i>Qtr</i>	<i>Months</i>		
Owned	1	12	Improvement of countryside sites and Rights of Way and repairs to bridges and other structures, linking to Corporate Priorities 2 and 3.	23
Owned	1	12	Grants and contributions towards the development of community buildings and village halls, linking to Corporate Priorities 1, 2 and 3.	24
Owned	1	12	Upgrade and extension of ICT facilities particularly in library and information services, linking to the Corporate Priority 2.	25
Owned	1	12	Necessary adaptations and developments, linking to Corporate Priorities 1 and 2.	26
Owned	1	12	Provision for minor works, potentially linking to Corporate Priorities 1, 2 and 3.	27
Owned	1	12	Potentially linking to Corporate Priorities 1, 2 and 3.	28
Owned	1	12	Potentially linking to Corporate Priorities 1, 2 and 3.	29

Key to Corporate Priorities:  
 1: Hampshire safer and more secure for all  
 2: Maximising wellbeing  
 3: Enhancing our quality of place

C63