

Speed: Know your limits

20

30

20

50

40

THINK

This leaflet explains the various speed limits on the roads and the road safety reasons for them.

Some thought-provoking figures
If a pedestrian is hit at:

- 20mph there is about a 1 in 40 chance of being killed
- 30mph there is about a 1 in 5 chance of being killed
- at 40mph there is about a 9 in 10 chance of being killed
- if struck at 35mph there is a 50/50 chance of being killed

Your Guide to Speed Limits



20mph Speed Limit
The 20mph limit is used mainly in town centres, high streets, residential roads and near schools.



30mph Speed Limit
The 30mph limit is used mainly in urban areas and villages and wherever you see street lights unless otherwise stated.



40mph and 50mph
The 40 and 50mph limits are mainly used in non-built up areas and where the national speed limit is not appropriate.





National Speed Limit

For most vehicles the national speed limit is 60 mph on single carriageway roads and 70 mph on dual carriageways.



The Dual Carriageway

A dual carriageway is a road that is separated by a central reservation.

For the majority of vehicles the speed limit on a dual carriageway is 70 mph.



The Motorway

For most vehicles the speed limit on motorways is 70 mph unless otherwise indicated.



It is important to note that for goods vehicles that weigh more than 7.5 tonnes maximum the limit on motorways reduces to 60 mph.











For further information on limits for different vehicles please see the table at the back of this leaflet.

For further information on speed and other road safety issues you can visit the THINK! website at: www.thinkroadsafety.gov.uk or for information about the Department for Transport visit www.dft.gov.uk

Vehicle Speed Limits

This speed limit table explains the different speed limits that apply to different vehicles.

This can also be found in the Highway Code www.highwaycode.gov.uk

	Built up area (street lit)	Single Carriageways	Dual Carriageways	Motorways
				
type of vehicle	mph	mph	mph	mph
 cars & motorcycles	30	60	70	70
  cars towing caravans or trailers	30	50	60	60
 buses and coaches (not exceeding 12metres in overall length)	30	50	60	70
 goods vehicles (not exceeding 7.5 tonnes maximum laden weight)	30	50	60	70 <small>*60 if articulated or towing a trailer</small>
 goods vehicles (exceeding 7.5 tonnes maximum laden weight)	30	40	50	60

Department for Transport Great Minster House 76 Marsham Street London SW1P 4DR Tel 020 7944 8300 Internet service: www.dft.gov.uk © Crown Copyright 2004. Copyright in the typographical arrangement and design vests in the Crown. This publication (excluding the Royal Arms and logos) may be reproduced free of charge in any format or medium provided that it is reproduced accurately and not used in a misleading context. The material must be acknowledged as Crown copyright with the title and source of the publication specified. This document is available on the DFT website: www.dft.gov.uk Published by the Department for Transport. Printed in the UK December 2004 on paper containing 80 per cent post consumer waste and 20 per cent TCF pulp.