



Hampshire
County Council

Capital Programme
2009/10 to 2011/12

J C Pittam BSc CPFA
County Treasurer

Section C

Capital Programme 2009/10 to 2011/12

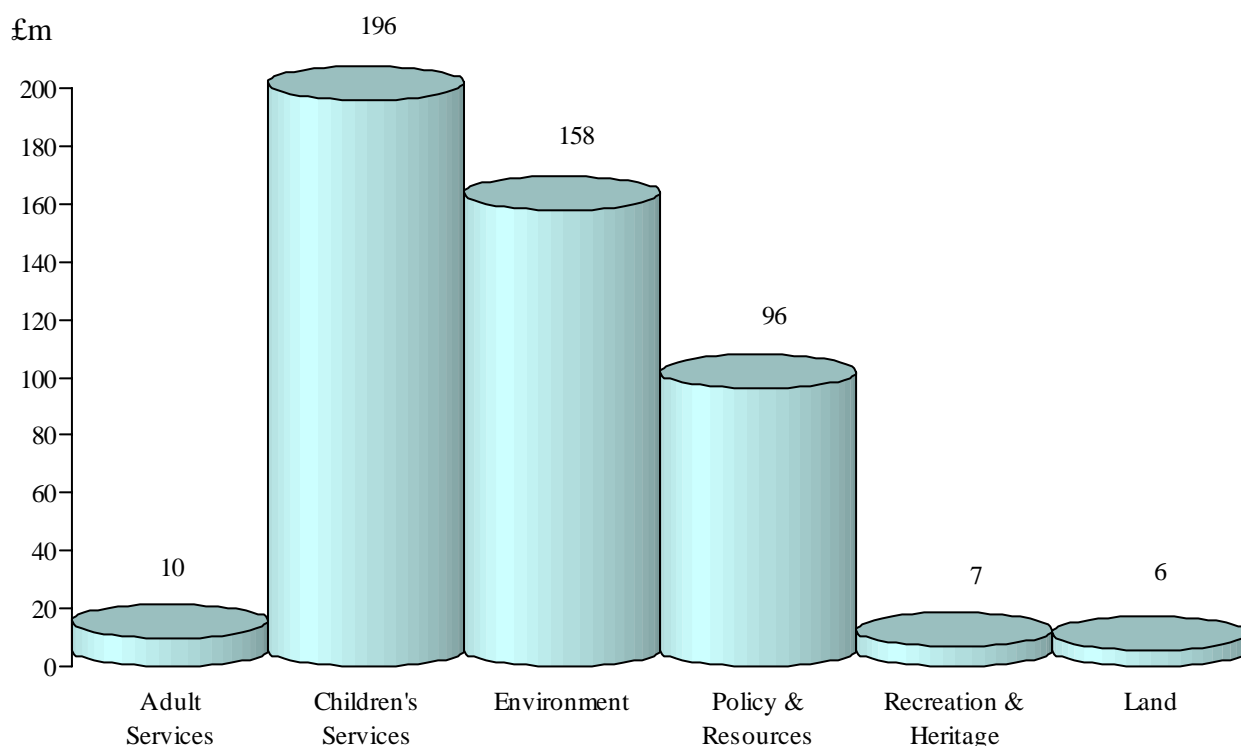
Page	Contents
C2 - C4	Overview
C5	County Council Proceedings
	Summaries of the Capital Programme
C6 - C8	Summary of Capital Programmes 2009/10 to 2011/12 over categories of expenditure
C9 - C10	Analysis of Capital Programmes 2009/10 to 2011/12 between: <ul style="list-style-type: none">- Locally resourced programme- Schemes supported by Government allocations
C11	Capital payments and sources of finance 2009/10 to 2011/12
	The Capital Programme
C12 - C19	Adult Services
C20 - C31	Children's Services
C32 - C45	Environment
C46 - C57	Policy and Resources
C58 - C63	Recreation and Heritage

Capital Programme 2009/10 to 2011/12

Overview

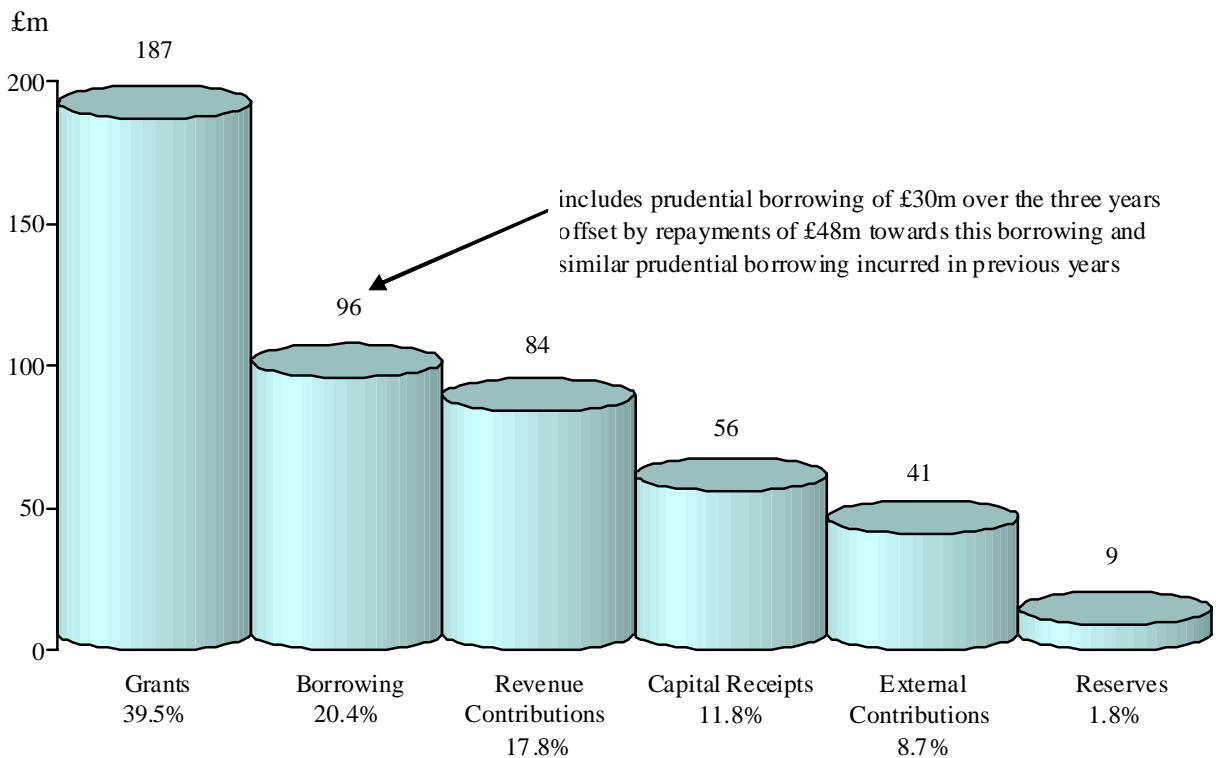
- Capital schemes with an estimated cost of £427m are planned to start over the three years from 2009/10 to 2011/12. This is similar to the previous three-year programme of £446m for 2008/09 to 2010/11 agreed in February 2008.
- Specific Government allocations support 82% (£350m) of the three-year capital programme. This illustrates the Government's continued influence over priorities.
- Capital payments in the three years from 2009/10 to 2011/12, including works in progress at 31 March 2009, are forecast to be £473m. Payments in 2009/10 are expected to be £159m.
- Services' shares of the County Council's capital payments of £473m are shown below.

Capital Payments 2009/10 to 2011/12

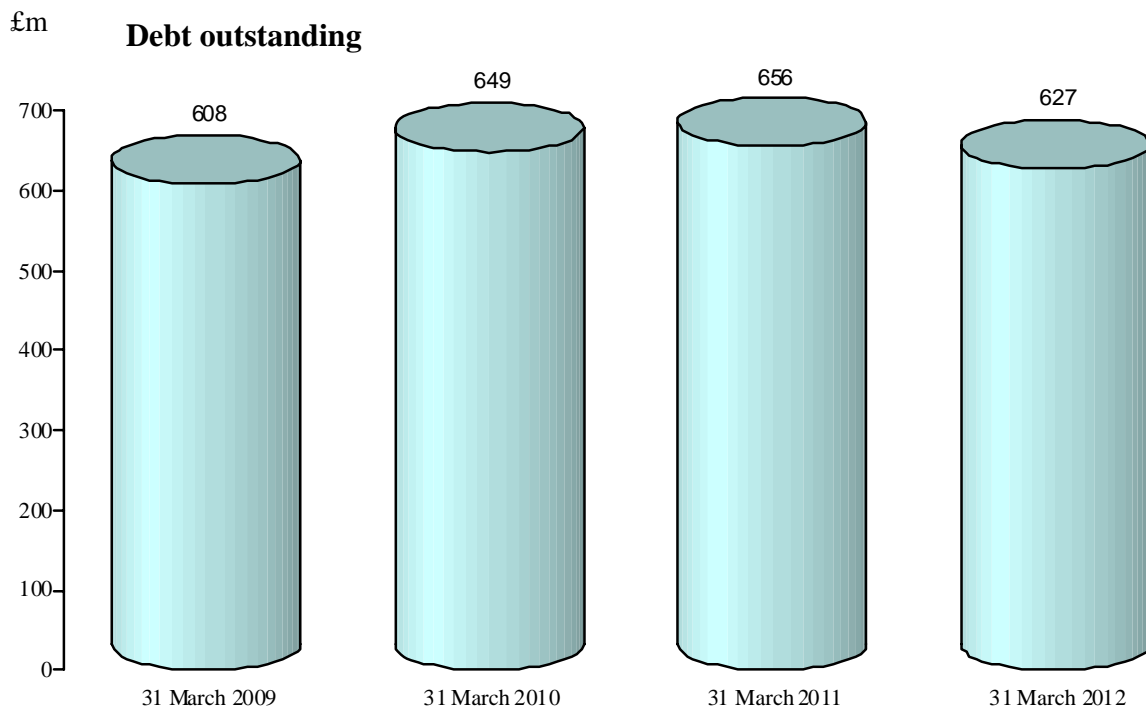


- Capital resources have been identified to fund the payments of £473m over the three years from 2009/10 to 2011/12. Prudential borrowing of up to £18m will be used to meet a temporary shortfall of resources in 2009/10 and 2010/11. This temporary borrowing is necessary to cover the lower level of forecast capital receipts from the sale of assets following the credit crisis. It is expected to be fully repaid by 2016/17.
- The County Council will finance £131m (28%) of payments over the three years from its own resources. These include capital receipts, contributions from the revenue budget and reserves, and the use of prudential borrowing which is not supported by Government grants. The balance of the payments will be funded from Government-supported loans, grants, developers' contributions and other external contributions.
- Total prudential borrowing will be £30m over the three-year period. This will be repayable from the County Council's own resources, in accordance with the policy for the use of prudential borrowing approved by Cabinet in November 2003. Repayments from capital receipts, developers' contributions and the revenue account of £48m will enable the County Council to reduce its outstanding prudential borrowing by a net £18m over the three-year period.
- The County Council's remaining borrowing should be supported in full by the Government with increased revenue grants. In 2006/07, however, the Government changed the way it distributes its revenue grant so that the County Council's capital financing charges on additional borrowing will no longer be supported in full by increased revenue grants. As a result, the use of Government borrowing allocations over the three-year programme has been limited to affordable levels.

Capital Resources 2009/10 to 2011/12



- Debt to be financed by the County Council is expected to rise to £649m by the end of 2009/10, an increase of £41m over the year. Thereafter, debt will rise to £656m by the end of 2010/11 but will then reduce to £627m at the end of 2011/12 as prudential borrowing amounts are repaid.
- At the end of 2007/08, the last date for which national information is available, the County Council's loan debt was £459 per head compared with the English county average of £509. Despite the forecast increase in the County Council's debt, this favourable position is expected to continue.



- The additional running costs and capital charges arising from the capital programme of just under £5m in 2009/10 will be met from the revenue budget. There will be further increases of nearly £4m in 2010/11 and £3m in 2011/12 which have been included in the provisional revenue budgets for those years.
- Full details for the capital programme for 2009/10 to 2011/12 are included in the following pages.

Extract from the Proceedings of the County Council on 19 February 2009

Capital Programme 2009/10 to 2011/12

Ordered:

1. That the capital programme for 2009/10 and the provisional programmes for 2010/11 and 2011/12 be approved subject to the conditions set out in section B.3 of the County Council's Financial Procedures¹ on the responsibilities for managing the capital programme and, where appropriate, to the approval of the Executive Member for Policy and Resources to proposals by executive members to retain more than a 25% share of capital receipts.
2. That expenditure on preliminary design and planning work for major transport schemes be permitted when they have achieved a place in the County Council's Local Transport Plan, subject to the cost being met within existing Government allocations.
3. That authority be given to incur expenditure on land purchases as follows:
 - (a) up to the sum specified in respect of sites still required for the schemes included in the capital programme for the period 2009/10 to 2011/12 provided that the relevant scheme has been the subject of a feasibility or design project appraisal approved by the relevant executive member
 - (b) up to the amount included in the programmes for 2009/10 to 2011/12 in respect of advance and advantageous land purchases.

¹ Section B.3 of the County Council's Financial Procedures can be seen at: www.hants.gov.uk/finance/rules/financialprocedures.htm

Summary of Capital Programme 2009/10

Value of Schemes Starting in 2009/10

Service	Construct- ion Works	Fees	Furniture Equipment Vehicles	Total Cost
	<i>£'000</i>	<i>£'000</i>	<i>£'000</i>	<i>£'000</i>
Adult Services	2,232	47	605	2,884
Children's Services	58,066	8,089	500	66,655
Environment	62,227	12,317	400	74,944
Policy and Resources	25,365	4,872	34	30,271
Recreation and Heritage	1,940	233	-	2,173
	149,830	25,558	1,539	176,927
Sites to be purchased or appropriated for this programme				100
Advance and advantageous land purchases				436
Programme Total				177,463

Revenue Effect in Full Year

Service	Running Costs	Capital Charges
	<i>£'000</i>	<i>£'000</i>
Adult Services	4	45
Children's Services	-	1,119
Environment	651	2,249
Policy and Resources	-	600
Recreation and Heritage	30	47
	685	4,060
Sites to be purchased or appropriated for this programme		-
Advance and advantageous land purchases		-
Total Revenue Effect		685
		4,060

Note

The above capital charges represent the depreciation charge which will be made to Services for the use of the new assets. They will be matched by a corresponding credit to a centrally managed asset account. Actual expenditure will increase instead by capital financing costs of £3.4m on 2009/10 borrowings.

Summary of Capital Programme 2010/11

Value of Schemes Starting in 2010/11

Service	Construct- ion Works	Fees	Furniture Equipment Vehicles	Total Cost
	<i>£'000</i>	<i>£'000</i>	<i>£'000</i>	<i>£'000</i>
Adult Services	499	25	558	1,082
Children's Services	71,203	9,472	1,400	82,075
Environment	32,772	5,586	150	38,508
Policy and Resources	20,455	3,866	34	24,355
Recreation and Heritage	801	-	-	801
	125,730	18,949	2,142	146,821
Sites to be purchased or appropriated for this programme				100
Advance and advantageous land purchases				632
Programme Total				147,553

Revenue Effect in Full Year

Service	Running Costs	Capital Charges
	<i>£'000</i>	<i>£'000</i>
Adult Services	4	32
Children's Services	240	1,462
Environment	211	1,402
Policy and Resources	-	485
Recreation and Heritage	30	7
	485	3,388
Sites to be purchased or appropriated for this programme		-
Advance and advantageous land purchases		-
Total Revenue Effect		485
		3,388

Note

The above capital charges represent the depreciation charge which will be made to Services for the use of the new assets. They will be matched by a corresponding credit to a centrally managed asset account. Actual expenditure will increase instead by capital financing costs of £2.5m on 2010/11 borrowings.

Summary of Capital Programme 2011/12

Value of Schemes Starting in 2011/12

Service	Construct- ion Works	Fees	Furniture Equipment Vehicles	Total Cost
	<i>£'000</i>	<i>£'000</i>	<i>£'000</i>	<i>£'000</i>
Adult Services	261	31	293	585
Children's Services	35,759	3,356	500	39,615
Environment	31,166	5,111	215	36,492
Policy and Resources	20,469	3,867	33	24,369
Recreation and Heritage	408	-	-	408
	88,063	12,365	1,041	101,469
Sites to be purchased or appropriated for this programme				100
Advance and advantageous land purchases				633
Programme Total				102,202

Revenue Effect in Full Year

Service	Running Costs	Capital Charges
	<i>£'000</i>	<i>£'000</i>
Adult Services	5	40
Children's Services	-	691
Environment	173	1,357
Policy and Resources	-	485
Recreation and Heritage	30	4
	208	2,577
Sites to be purchased or appropriated for this programme		-
Advance and advantageous land purchases		-
Total Revenue Effect		208
		2,577

Note

The above capital charges represent the depreciation charge which will be made to Services for the use of the new assets. They will be matched by a corresponding credit to a centrally managed asset account. Actual expenditure will increase instead by capital financing costs of £2.5m on 2011/12 borrowings.

Analysis of Capital Programme 2009/10

Service	Locally Resourced Programme		Supported by Government (by borrowing allocations and grants)		Total Cost
	Schemes	Land	Schemes	Land	
	£'000	£'000	£'000	£'000	£'000
Adult Services	700	-	2,184	-	2,884
Children's Services	267	100	66,388	-	66,755
Environment	7,148	-	67,796	-	74,944
Policy and Resources	9,645	436	20,626	-	30,707
Recreation and Heritage	438	-	1,735	-	2,173
	18,198	536	158,729	-	177,463

Analysis of Capital Programme 2010/11

Service	Locally Resourced Programme		Supported by Government (by borrowing allocations and grants)		Total Cost
	Schemes	Land	Schemes	Land	
	£'000	£'000	£'000	£'000	£'000
Adult Services	470	-	612	-	1,082
Children's Services	16,209	100	65,866	-	82,175
Environment	6,253	-	32,255	-	38,508
Policy and Resources	5,719	632	18,636	-	24,987
Recreation and Heritage	379	-	422	-	801
	29,030	732	117,791	-	147,553

Analysis of Capital Programme 2011/12

Service	Locally Resourced Programme		Supported by Government (by borrowing allocations and grants)		Total Cost
	Schemes	Land	Schemes	Land	
	<i>£'000</i>	<i>£'000</i>	<i>£'000</i>	<i>£'000</i>	<i>£'000</i>
Adult Services	585	-	-	-	585
Children's Services	88	100	39,527	-	39,715
Environment	6,411	-	30,081	-	36,492
Policy and Resources	5,733	633	18,636	-	25,002
Recreation and Heritage	408	-	-	-	408
	13,225	733	88,244	-	102,202

Capital Payments and Sources of Finance

	2009/10 Estimate	2010/11 Estimate	2011/12 Estimate
	<i>£'000</i>	<i>£'000</i>	<i>£'000</i>
Capital Payments			
Adult Services	7,100	2,500	900
Children's Services	62,700	66,400	67,000
Environment	45,100	58,900	54,200
Policy and Resources	38,500	30,500	27,000
Recreation and Heritage	3,000	2,600	800
Land acquisition	2,700	1,800	1,100
	159,100	162,700	151,000

	2009/10 Estimate	2010/11 Estimate	2011/12 Estimate
	<i>£'000</i>	<i>£'000</i>	<i>£'000</i>
Sources of Finance			
Loans	65,200	33,100	-1,800
Capital receipts	4,700	13,200	37,900
Government grants	42,900	76,800	66,800
Contributions from other bodies	6,800	15,500	18,900
Contributions from reserves	8,700	-	-
Revenue contributions to capital	30,800	24,100	29,200
	159,100	162,700	151,000

Note

The capital payments include schemes in the 2008/09 and earlier years' programmes as well as payments on schemes starting in 2009/10 to 2011/12.

Adult Services

Ref	Project	Construct- ion Works	Fees	Furniture Equipment Vehicles	Total Cost (excluding sites)	Revenue Effect in Full Year	
						Running Costs	Capital Charges
		£'000	£'000	£'000	£'000	£'000	£'000
2009/10 Schemes							
Schemes Supported from Local Resources							
1	Furniture and Equipment in Residential and Day Care Establishments	-	-	118	118	-	12
2	Information Technology Equipment	-	-	52	52	4	10
3	Minor Works in Residential and Day Care Establishments	150	24	-	174	-	3
4	Furniture and Equipment in Office Bases	-	-	67	67	-	7
5	Extra-Care Housing	59	-	-	59	-	-
6	Residential Home Improvements	140	23	-	163	-	3
7	Community Equipment Stock	-	-	67	67	-	10
Total Programme Supported by Local Resources		349	47	304	700	4	45

C12

Capital Programme - 2009/10

Site Position	Contract Start		Remarks	Ref
	Date	Duration		
	<i>Qtr</i>	<i>Months</i>		
N/A	1	12	Continuation of programme for the provision / replacement of furniture and equipment in residential and day care establishments, linking to the Corporate Priority of maximising wellbeing.	1
N/A	1	12	Continuation of programme for investment in information technology equipment, linking to the Corporate Priority of maximising wellbeing.	2
Owned	1	15	Continuation of programme to upgrade establishments to contemporary standards, linking to the Corporate Priority of maximising wellbeing.	3
N/A	1	12	Continuation of programme to provide more efficient working environments, linking to the Corporate Priority of maximising wellbeing.	4
N/A	-	-	Continuation of programme to encourage the provision of extra-care housing, linking to the Corporate Priority of maximising wellbeing.	5
Owned	1	12	Fire safety and other requirements of the core stock residential homes, linking to the Corporate Priority of making Hampshire safer and more secure for all.	6
N/A	-	-	Investment in stock to meet inescapable demand and assist care at home, linking to the Corporate Priority of maximising wellbeing.	7

C13

Adult Services

Ref	Project	Construct- ion Works	Fees	Furniture Equipment Vehicles	Total Cost (excluding sites)	Revenue Effect in Full Year	
						Running Costs	Capital Charges
		£'000	£'000	£'000	£'000	£'000	£'000
2009/10 Schemes (continued)							
Schemes Supported by the Government							
8	Mental Health Capital Grant	291	-	-	291	-	-
9	Social Care Infrastructure Grant	-	-	301	301	-	-
10	Extra-Care Housing Grant	1,592	-	-	1,592	-	-
Total Programme Supported by the Government		1,883	-	301	2,184	-	-
Total Programme					2,884	4	45

C14

Capital Programme - 2009/10

Site Position	Contract Start		Remarks	Ref
	Date	Duration		
	Qtr	Months		
N/A	1	12	Government support for mental health capital expenditure in relation to responsibilities under the mental health national service framework, linking to the Corporate Priority of maximising wellbeing.	8
N/A	1	12	Improving IT infrastructure to support Hampshire's Information Sharing strategy and integration with partner organisations including Health. Procuring, developing and implementing greater IT network and systems capability to meet future performance requirements for social care IT including Electronic Social Care Record (ESCR) and Common Assessment Framework (CAF) linking to the Corporate Priority of Hampshire safer and more secure for all.	9
N/A	1	12	Government support for extra-care housing producing dwelling with integrated support and care, linking to the Corporate Priority of maximising wellbeing and enhancing our quality of place.	10

C15

Adult Services

Ref	Project	Construct- ion Works	Fees	Furniture Equipment Vehicles	Total Cost (excluding sites)	Revenue Effect in Full Year	
						Running Costs	Capital Charges
		£'000	£'000	£'000	£'000	£'000	£'000
2010/11 Schemes							
Schemes Supported from Local Resources							
11	Furniture and Equipment in Residential and Day Care Establishments	-	-	117	117	-	12
12	Information Technology Equipment	-	-	52	52	4	10
13	Minor Works in Residential and Day Care Establishments	151	25	-	176	-	3
14	Furniture and Equipment in Office Bases	-	-	67	67	-	7
15	Extra-Care Housing	58	-	-	58	-	-
Total Programme Supported by Local Resources		209	25	236	470	4	32
Schemes Supported by the Government							
16	Mental Health Capital Grant	290	-	-	290	-	-
17	Social Care Infrastructure Grant	-	-	322	322	-	-
Total Programme Supported by the Government		290	-	322	612	-	-
Total Programme					1,082	4	32

C16

Capital Programme - 2010/11

Site Position	Contract Start		Remarks	Ref
	Date	Duration		
	Qtr	Months		
N/A	1	12	Continuation of programme for the provision / replacement of furniture and equipment in residential and day care establishments, linking to the Corporate Priority of maximising wellbeing.	11
N/A	1	12	Continuation of programme for investment in information technology equipment, linking to the Corporate Priority of maximising wellbeing.	12
Owned	1	15	Continuation of programme to upgrade establishments to contemporary standards, linking to the Corporate Priority of maximising wellbeing.	13
N/A	1	12	Continuation of programme to provide more efficient working environments, linking to the Corporate Priority of maximising wellbeing.	14
N/A	-	-	Continuation of programme to encourage the provision of extra-care housing, linking to the Corporate Priority of maximising wellbeing.	15
N/A	1	12	Government support for mental health capital expenditure in relation to responsibilities under the mental health national service framework, linking to the Corporate Priority of maximising wellbeing.	16
N/A	1	12	Improving IT infrastructure to support Hampshire's Information Sharing strategy and integration with partner organisations including Health. Procuring, developing and implementing greater IT network and systems capability to meet future performance requirements for social care IT including Electronic Social Care Record (ESCR) and Common Assessment Framework (CAF) linking to the Corporate Priority of Hampshire safer and more secure for all.	17

C17

Adult Services

Ref	Project	Construct- ion Works	Fees	Furniture Equipment Vehicles	Total Cost (excluding sites)	Revenue Effect in Full Year	
						Running Costs	Capital Charges
	2011/12 Schemes	<i>£'000</i>	<i>£'000</i>	<i>£'000</i>	<i>£'000</i>	<i>£'000</i>	<i>£'000</i>
	Schemes Supported from Local Resources						
18	Furniture and Equipment in Residential and Day Care Establishments	-	-	146	146	-	15
19	Information Technology Equipment	-	-	65	65	5	13
20	Minor Works in Residential and Day Care Establishments	189	31	-	220	-	4
21	Furniture and Equipment in Office Bases	-	-	82	82	-	8
22	Extra-Care Housing	72	-	-	72	-	-
	Total Programme	261	31	293	585	5	40

C18

Capital Programme - 2011/12

Site Position	Contract Start		Remarks	Ref
	Date	Duration		
	<i>Qtr</i>	<i>Months</i>		
N/A	1	12	Continuation of programme for the provision / replacement of furniture and equipment in residential and day care establishments, linking to the Corporate Priority of maximising wellbeing.	18
N/A	1	12	Continuation of programme for investment in information technology equipment, linking to the Corporate Priority of maximising wellbeing.	19
Owned	1	15	Continuation of programme to upgrade establishments to contemporary standards, linking to the Corporate Priority of maximising wellbeing.	20
N/A	1	12	Continuation of programme to provide more efficient working environments, linking to the Corporate Priority of maximising wellbeing.	21
N/A	-	-	Continuation of programme to encourage the provision of extra-care housing, linking to the Corporate Priority of maximising wellbeing.	22

C19

Children's Services

Ref	Project	Construct- ion Works	Fees	Furniture Equipment Vehicles	Total Cost (excluding sites)	Revenue Effect in Full Year	
						Running Costs	Capital Charges
		£'000	£'000	£'000	£'000	£'000	£'000
	2009/10 Schemes						
	Children's Social Care						
1	Foster Carers	129	21	-	150	-	3
2	New Primary Schools Fees	-	500	-	500	-	8
	Primary School Improvements						
3	Roman Way Primary, Andover	1,221	202	-	1,423	-	24
4	Meadowlands Primary, Havant	1,845	305	-	2,150	-	36
5	Bentley Primary, Farnham	258	42	-	300	-	5
6	Hook Junior	94	16	-	110	-	2
7	Stanmore Primary, Winchester	386	64	-	450	-	8
8	Greenfields Junior, Hook	318	52	-	370	-	6
9	Temporary Classroom Replacement	465	35	-	500	-	8
	Secondary School Improvements						
10	Robert May's School, Hook	146	24	-	170	-	3
11	Wyvern College, Eastleigh	107	18	-	125	-	2
12	Unallocated Improvements	429	71	-	500	-	8
13	14-19 Projects	687	113	-	800	-	13
14	Management of Falling Rolls	601	99	-	700	-	12
	Special School Improvements						
15	East New Forest Special School	9,614	1,586	-	11,200	-	187
16	Norman Gate Primary, Andover	494	82	-	576	-	10
	Early Years and Childcare						
17	Children's Centres Phase 3	4,416	662	-	5,078	-	85
18	Andover Children's Centre	1,609	241	-	1,850	-	31
19	Early Years and Childcare (Private, Voluntary and Independent Sector)	4,387	658	-	5,045	-	84

C20

Capital Programme - 2009/10

Ref	Site Position	Contract Start		Remarks	Ref
		Date	Duration		
		<i>Qtr</i>	<i>Months</i>		
				All schemes support the Corporate Priority of maximising wellbeing	
	N/A	Various	Various	Improvements to foster carers' homes where necessary	1
	N/A	Various	Various	Fees to date.	2
	Owned	1	14	Building improvements.	3
	Owned	3	12	Amalgamation of Meadowlands Infant and Junior Schools.	4
	Owned	2	7	School hall to meet needs.	5
	Owned	To be confirmed	To be confirmed	School hall to meet needs.	6
	Owned	4	6	Kitchen / dining room replacement.	7
	Owned	To be confirmed	To be confirmed	Extension to accommodation to meet needs.	8
	N/A	Various	Various	Various replacement projects to be identified.	9
	Owned	2	6	Provision of all-weather football pitch.	10
	Owned	1	3	Provision of all-weather running track.	11
	Owned	Various	Various	Various projects to be identified.	12
	Owned	Various	Various	Improvements to address 14-19 Agenda.	13
	Owned	Various	Various	Surplus place removal projects.	14
	Owned	3	12	Amalgamation of primary age schools.	15
	Owned	4	6	Extension works for specialist accommodation.	16
	Owned	Various	Various	Individual children's centre projects to be identified.	17
	Owned	3	8	Phase 2 children's centre.	18
	Various	Various	Various	Improvements and projects for early years and childcare settings	19

C21

Children's Services

Ref	Project	Construct- ion Works	Fees	Furniture Equipment Vehicles	Total Cost (excluding sites)	Revenue Effect in Full Year	
						Running Costs	Capital Charges
		£'000	£'000	£'000	£'000	£'000	£'000
	2009/10 Schemes (continued)						
20	Extended Schools Grant	1,765	265	-	2,030	-	34
	Food Technology Grant						
21	Purbrook Park, Waterlooville	261	39	-	300	-	5
22	Limington House, Basingstoke	261	39	-	300	-	5
	Adult Safeguarded Learning						
23	Brookfield, Sarisbury Green	391	59	-	450	-	8
24	The Hurst, Tadley	478	72	-	550	-	9
	Education Inclusion Service						
25	General	429	71	-	500	-	8
26	South East Assessment Unit	429	71	-	500	-	8
	Purchase of Temporary Classrooms						
27	Fleet Secondary School	465	35	-	500	-	8
	Projects funded from Developers Contributions						
28	Weyford Infant and Junior, Bordon	95	16	-	111	-	2
29	Oakridge Infant and Junior, Basingstoke	58	10	-	68	-	1
	Other Schemes						
30	Health and Safety Issues	515	85	-	600	-	10
31	Swimming Pools	483	80	-	563	-	9
32	Workforce Projects	316	52	-	368	-	6
33	Schools Access Initiative #	1,793	296	-	2,089	-	35
34	Schools' Devolved Capital	21,049	-	-	21,049	-	351
35	Youth Capital Fund	447	67	-	514	-	9
36	Disabled Children Grant	592	89	-	681	-	11
37	Fees to Progress Land Sales	-	150	-	150	-	3

C22

Capital Programme - 2009/10

Site Position	Contract Start		Remarks	Ref
	Date	Duration		
	<i>Qtr</i>	<i>Months</i>		
			All schemes support the Corporate Priority of maximising wellbeing	
Owned	Various	Various	To support Extended Schools Initiative.	20
Owned	4	5	For provision of food technology space.	21
Owned	4	5	For provision of food technology space.	22
Owned	2	6	For provision of adult learning space.	23
Owned	2	6	For provision of adult learning space.	24
N/A	Various	Various	For provision of education for children not on school roll.	25
Neg	To be confirmed	To be confirmed	New accommodation.	26
Owned	1	6	Provide additional classroom accommodation.	27
Owned	Various	Various	Improvements to accommodation where identified.	28
Owned	Various	Various	Improvements to accommodation where identified.	29
N/A	Various	Various	Improvements to address health and safety issues.	30
Owned	Various	Various	Health and safety improvements at school swimming pools	31
Owned	Various	Various	Improvements to workforce accommodation.	32
N/A	Various	Various	Improvements to school buildings to improve accessibility.	33
N/A	Various	Various	Allocations to schools through devolved capital.	34
Owned	Various	Various	Improvements to youth facilities.	35
N/A	Various	Various	Short breaks for families with disabled children.	36
N/A	-	-	Fees involved in the generation of capital receipts.	37

C23

Children's Services

Ref	Project	Construct- ion Works	Fees	Furniture Equipment Vehicles	Total Cost (excluding sites)	Revenue Effect in Full Year	
						Running Costs	Capital Charges
		£'000	£'000	£'000	£'000	£'000	£'000
	2009/10 Schemes (continued)						
38	Asset Management Plan Data Provision	-	-	100	100	-	2
39	Furniture and Equipment #	-	-	400	400	-	40
40	Interest on Borrowing	-	1,632	-	1,632	-	-
41	Contingency	1,033	170	-	1,203	-	20
	Total Excluding Land	58,066	8,089	500	66,655	-	1,119
	Cost of Land to be Purchased for this Programme				100	-	-
	Total Programme				66,755	-	1,119
	# controlled on an accrued expenditure basis						

C24

Capital Programme - 2009/10

Site Position	Contract Start		Remarks	Ref
	Date	Duration		
	<i>Qtr</i>	<i>Months</i>		
			All schemes support the Corporate Priority of maximising wellbeing	
N/A	-	-	Equipment to assist with Asset Management Plan.	38
N/A	-	-	Provision of furniture and equipment for capital schemes.	39
N/A	-	-	To meet the cost of borrowing.	40
N/A	-	-	Provision for cost increases arising from inflation.	41

C25

Children's Services

Ref	Project	Construct- ion Works	Fees	Furniture Equipment Vehicles	Total Cost (excluding sites)	Revenue Effect in Full Year	
						Running Costs	Capital Charges
		£'000	£'000	£'000	£'000	£'000	£'000
	2010/11 Schemes						
	Children's Social Care						
42	Children's Homes	172	28	-	200	-	3
43	Foster Carers	129	21	-	150	-	3
44	Primary School Improvements	10,870	1,630	-	12,500	-	208
	New Primary Schools						
45	East Anton Primary, Andover	6,807	1,123	300	8,230	80	162
46	West of Waterloovile Primary	5,494	906	300	6,700	80	137
47	Picket Twenty Primary, Andover	4,893	807	300	6,000	80	125
	Secondary Improvements						
48	Building Schools for the Future	2,146	354	-	2,500	-	42
49	Other Secondary Improvements	687	113	-	800	-	13
50	14-19 Projects	858	142	-	1,000	-	17
51	Special School Improvements	858	142	-	1,000	-	17
52	Special Educational Needs (SEN) Projects in Mainstream Schools	429	71	-	500	-	8
	Targeted Capital Fund						
53	Unallocated	3,043	457	-	3,500	-	58
54	Management of Falling Rolls	261	39	-	300	-	5
55	Extended Schools	912	137	-	1,049	-	17
	Early Years and Childcare						
56	Children's Centres Phase 3	2,384	358	-	2,742	-	46
57	Early Years and Childcare (Private, Voluntary and Independent Sector)	4,387	658	-	5,045	-	84
58	Education Inclusion Service	1,717	283	-	2,000	-	33
	Other Schemes						
59	Health and Safety Issues	515	85	-	600	-	10

C26

Capital Programme - 2010/11

Site Position	Contract Start		Remarks	Ref
	Date	Duration		
	<i>Qtr</i>	<i>Months</i>		
			All schemes support the Corporate Priority of maximising wellbeing	
Owned	Various	Various	Improvements to children's homes to meet legislation	42
N/A	Various	Various	Improvements to foster carers' homes where necessary	43
Owned	Various	Various	Various improvements to meet identified needs.	44
Owned	3	14	New 1FE (Form Entry) primary school to meet housing demand	45
Owned	2	14	New 1FE primary school to meet housing demand.	46
Owned	4	14	New 1FE primary school to meet housing demand.	47
Owned	Various	Various	Rebuild and refurbishment of secondary schools.	48
Owned	Various	Various	Various improvements to meet identified needs.	49
Owned	Various	Various	Improvements to address 14-19 Agenda.	50
Owned	Various	Various	Various improvements to meet identified needs.	51
Owned	Various	Various	Various projects to meet educational needs identified.	52
Owned	Various	Various	Various projects to meet identified needs.	53
Owned	Various	Various	Surplus place removal projects.	54
Owned	Various	Various	To support Extended School Initiative.	55
Owned	Various	Various	Individual children's centres to be identified.	56
Owned	Various	Various	Improvements and projects for early years and childcare settings	57
N/A	Various	Various	For provision of educational needs for children not on school roll.	58
N/A	Various	Various	Improvements to address health and safety issues.	59

C27

Children's Services

Ref	Project	Construct- ion Works	Fees	Furniture Equipment Vehicles	Total Cost (excluding sites)	Revenue Effect in Full Year	
						Running Costs	Capital Charges
	2010/11 Schemes (continued)	<i>£'000</i>	<i>£'000</i>	<i>£'000</i>	<i>£'000</i>	<i>£'000</i>	<i>£'000</i>
60	Schools Access Initiative #	858	142	-	1,000	-	17
61	Schools' Devolved Capital	21,049	-	-	21,049	-	351
62	Youth Capital Fund	447	67	-	514	-	9
63	Disabled Children Grant	1,381	207	-	1,588	-	26
64	Fees to Progress Land Sales	-	150	-	150	-	3
65	Furniture and Equipment #	-	-	500	500	-	50
66	Interest on Borrowing	-	1,402	-	1,402	-	-
67	Contingency	906	150	-	1,056	-	18
	Total Excluding Land	71,203	9,472	1,400	82,075	240	1,462
	Cost of Land to be Purchased for this Programme				100	-	-
	Total Programme				82,175	240	1,462
	# controlled on an accrued expenditure basis						

C28

Capital Programme - 2010/11

Site Position	Contract Start		Remarks	Ref
	Date	Duration		
	<i>Qtr</i>	<i>Months</i>	All schemes support the Corporate Priority of maximising wellbeing	
N/A	Various	Various	Improvements to school buildings to improve accessibility.	60
N/A	Various	Various	Allocations to school buildings through devolved capital.	61
N/A	Various	Various	Improvements to youth facilities.	62
N/A	Various	Various	Short breaks for families with disabled children.	63
N/A	-	-	Fees involved in the generation of capital receipts.	64
N/A	-	-	Provision of furniture and equipment for capital schemes.	65
N/A	-	-	To meet the cost of borrowing.	66
N/A	-	-	Provision for cost increases arising from inflation.	67

C29

Children's Services

Ref	Project	Construct- ion Works	Fees	Furniture Equipment Vehicles	Total Cost (excluding sites)	Revenue Effect in Full Year	
						Running Costs	Capital Charges
		£'000	£'000	£'000	£'000	£'000	£'000
	2011/12 Schemes						
	Children's Social Care						
68	Children's Homes	172	28	-	200	-	3
69	Foster Carers	129	21	-	150	-	3
70	Primary School Improvements	5,751	949	-	6,700	-	112
71	New Primary Places	1,288	212	-	1,500	-	25
	Secondary School Improvements						
72	Building Schools for the Future	2,146	354	-	2,500	-	42
73	Other Secondary Improvements	687	113	-	800	-	13
74	Special School Improvements	858	142	-	1,000	-	17
75	Management of Falling Rolls	258	42	-	300	-	5
76	Education Inclusion Service	858	142	-	1,000	-	17
	Other Issues						
77	Health and Safety Issues	515	85	-	600	-	10
78	Fees to Progress Land Sales	-	150	-	150	-	3
79	Schools' Devolved Capital	21,049	-	-	21,049	-	351
80	Schools Access Initiative #	858	142	-	1,000	-	17
81	Furniture and Equipment #	-	-	500	500	-	50
82	Interest on Borrowing	-	780	-	780	-	-
83	Contingency	1,190	196	-	1,386	-	23
	Total Excluding Land	35,759	3,356	500	39,615	-	691
	Cost of Land to be Purchased for this Programme				100	-	-
	Total Programme				39,715	-	691
	# controlled on an accrued expenditure basis						

C30
Capital Programme - 2011/12

Site Position	Contract Start		Remarks	Ref
	Date	Duration		
	<i>Qtr</i>	<i>Months</i>	All schemes support the Corporate Priority of maximising wellbeing	
Owned	Various	Various	Improvements to children's homes to meet legislation	68
N/A	Various	Various	Improvements to foster carers' homes where necessary	69
Owned	Various	Various	Various improvements to meet identified needs.	70
Owned	Various	Various	Various projects to meet identified needs.	71
Owned	Various	Various	Rebuild and refurbishment of secondary schools.	72
Owned	Various	Various	Various improvements to meet identified needs.	73
Owned	Various	Various	Various improvements to meet identified needs.	74
Owned	Various	Various	Surplus place removal projects.	75
N/A	Various	Various	For provision of educational needs for children not on school roll.	76
N/A	Various	Various	Improvements to address health and safety issues.	77
N/A	Various	Various	Fees involved in the generation of capital receipts.	78
N/A	Various	Various	Allocations to school buildings through devolved capital.	79
N/A	Various	Various	Improvements to school buildings to improve accessibility.	80
N/A	Various	Various	Provision of furniture and equipment for capital schemes.	81
N/A	-	-	To meet the cost of borrowing.	82
N/A	-	-	Provision for cost increases arising from inflation.	83

C31

Environment

Ref	Project	Construct- ion Works	Fees	Furniture Equipment Vehicles	Total Cost (excluding sites)	Revenue Effect in Full Year	
						Running Costs	Capital Charges
	2009/10 Schemes	£'000	£'000	£'000	£'000	£'000	£'000
	Schemes Supported from Local Resources						
1	Structural Maintenance of Non Principal Roads #	5,689	632	-	6,321	-	126
2	Environmental Improvements	362	15	-	377	3	19
3	A326 Safety Improvements	360	90	-	450	6	18
	Total Programme Supported by Local Resources	6,411	737	-	7,148	9	163
	Schemes Supported by the Government and Other External Bodies						
	Major Schemes						
4	Bus Rapid Transit Phase 1 Fareham and Gosport +	16,400	4,100	-	20,500	-	410
5	M27 Junction 5 - Improvements to Slip Roads and Approaches	6,660	1,665	-	8,325	-	166
6	Major Schemes Preparatory Costs	-	900	-	900	-	-
	Area Programmes						
	North						
7	Aldershot Town Centre Stage 1 (Birchett Road) *	464	116	-	580	-	29
8	Basingstoke Missing Cycle Links Phase 2 *	320	80	-	400	-	20
9	Fleet Town Access *	199	49	-	248	-	12
10	A30 Greywell Road, Old Basing *	80	20	-	100	-	5
11	Old Basing Footways *	80	20	-	100	-	5
12	Overton Village Traffic and Environmental Improvements *	198	49	-	247	-	10
	See page C37 for key to symbols						

C32

Capital Programme - 2009/10

Site Position	Contract Start		Remarks	Ref
	Date	Duration		
	<i>Qtr</i>	<i>Months</i>		
			The following schemes all reflect the Corporate Priorities.	
N/A	1	12	Structural maintenance to improve road conditions.	1
N/A	1	12	Enhancement of urban environment in small country towns, support for the regeneration of older urban areas and other environmental improvements.	2
N/A	1	12	Improvements to street lighting, new traffic signals and other safety measures.	3
N/A	2	21	Provision of dedicated busway.	4
N/A	2	-	Measures to reduce congestion and improve access to Southampton airport and its railway station.	5
N/A	-	-	Preparatory costs for future major schemes.	6
N/A	4	4	Pedestrian improvements.	7
N/A	3	3	Measures to improve facilities for cyclists.	8
N/A	2	2	Town centre access improvements.	9
N/A	4	1	Street lighting improvements.	10
N/A	2	2	Footway improvements.	11
N/A	2	3	Measures to improve safety and facilities for pedestrians.	12

C33

Environment

Ref	Project	Construct- ion Works	Fees	Furniture Equipment Vehicles	Total Cost (excluding sites)	Revenue Effect in Full Year	
						Running Costs	Capital Charges
		£'000	£'000	£'000	£'000	£'000	£'000
	2009/10 Schemes (continued)						
13	A343 Penwood * East	36	9	-	45	-	2
14	South Winchester Park and Ride + South	5,680	1,420	-	7,100	-	284
15	Hamble Lane Cycleway *	74	18	-	92	-	5
16	Whiteley to Swanwick Station Pedestrians and Cycles * West	208	52	-	260	-	13
17	A337 West of Old Milton Road, New Milton	80	20	-	100	-	5
18	Lyndhurst Primary School	29	7	-	36	-	2
19	Lyndhurst Signing and Traffic Management	195	49	-	244	-	10
	Countywide Programme						
20	Safer Routes to Schools #	800	200	-	1,000	-	40
21	Minor Schemes Traffic Management #	416	104	-	520	-	21
22	Quality Bus Partnerships (Routes to be determined)	240	60	-	300	-	12
23	Community Transport Schemes	-	-	250	250	-	25
24	Passenger Transport Information #	-	50	150	200	-	17
25	Access to Countryside #	40	10	-	50	-	2
26	Casualty Reduction Programme #	2,400	600	-	3,000	-	165
27	Minor Works +	329	82	-	411	-	10
28	Emerging Externally Funded Schemes *	1,600	400	-	2,000	-	80
29	Structural Maintenance of Roads #	15,214	1,690	-	16,904	-	578
	See page C37 for key to symbols						

C34

Capital Programme - 2009/10

Site Position	Contract Start		Remarks	Ref
	Date	Duration		
	<i>Qtr</i>	<i>Months</i>		
			The following schemes all reflect the Corporate Priorities.	
N/A	2	2	Pedestrian refuge.	13
N/A	1	12	New park and ride facility and bus priority measures.	14
N/A	1	2	Measures to improve facilities for cyclists.	15
N/A	1	3	Accessibility measures for pedestrians and cyclists.	16
N/A	1	2	Puffin crossing.	17
N/A	1	1	Pedestrian crossing.	18
N/A	2	3	Traffic management measures.	19
N/A	1	12	Safety measures on routes to schools.	20
N/A	1	12	Minor traffic management schemes.	21
N/A	3	3	Improves facilities for bus users.	22
N/A	4	1	Community transport vehicles.	23
N/A	1	12	Travel information systems.	24
N/A	1	12	Associated with the statutory Rights of Way Improvement Plan to provide for recreational and active travel (walking and cycling)	25
N/A	1	12	Safety schemes.	26
N/A	1	12	Minor schemes.	27
N/A	-	-	Schemes to be determined.	28
N/A	1	12	Structural maintenance to improve road conditions.	29

C35

Environment

Ref	Project	Construct- ion Works	Fees	Furniture Equipment Vehicles	Total Cost (excluding sites)	Revenue Effect in Full Year	
						Running Costs	Capital Charges
	2009/10 Schemes (continued)	<i>£'000</i>	<i>£'000</i>	<i>£'000</i>	<i>£'000</i>	<i>£'000</i>	<i>£'000</i>
30	Strengthening and Structural Maintenance of Bridges #	3,455	384	-	3,839	-	77
31	Waste Management Infrastructure Improvements	4,471	389	-	4,860	-	81
	Total Programme Supported by the Government and other bodies	59,668	12,543	400	72,611	642	2,086
	External Contributions to Programme				-4,815	-	-
	Total Programme Supported by the Government				67,796	642	2,086
	Total Programme				74,944	651	2,249
	See page C37 for key to symbols						

Capital Programme - 2009/10

Site Position	Contract Start		Remarks	Ref
	Date	Duration		
	<i>Qtr</i>	<i>Months</i>		
N/A	1	12	The following schemes all reflect the Corporate Priorities. Structural maintenance and strengthening of bridges.	30
N/A	-	-	Projects to be determined.	31
			Key to symbols and abbreviations used on pages C32 to C45 # Projects controlled on an accrued expenditure basis + Projects partly funded from external contributions * Projects externally funded	

Environment

Ref	Project	Construct- ion Works	Fees	Furniture Equipment Vehicles	Total Cost (excluding sites)	Revenue Effect in Full Year	
						Running Costs	Capital Charges
	2010/11 Schemes	£'000	£'000	£'000	£'000	£'000	£'000
	Schemes Supported from Local Resources						
32	Structural Maintenance of Non Principal Roads #	5,628	625	-	6,253	-	125
	Total Programme Supported by Local Resources	5,628	625	-	6,253	-	125
	Schemes Supported by the Government and Other External Bodies						
33	Eastleigh Town Centre / Air Quality Management Area	320	80	-	400	-	16
34	Access to Gosport / Bus Rapid Transit	2,452	613	-	3,065	-	123
35	Havant Rail Bridge	1,200	300	-	1,500	-	30
36	Totton Air Quality Management Area / Access	240	60	-	300	-	12
37	Safer Routes to Schools #	800	200	-	1,000	-	40
38	Minor Schemes Traffic Management #	416	104	-	520	-	21
39	Casualty Reduction Programme #	1,920	480	-	2,400	-	132
40	Passenger Transport Information #	-	50	150	200	-	17
41	Access to Countryside #	40	10	-	50	-	2
42	Rail Stations and Interchanges #	40	10	-	50	-	2
43	Minor Works +	344	86	-	430	-	11
44	Major Schemes Preparatory Costs	-	900	-	900	-	-
45	Emerging Priorities to be determined +	4,150	1,037	-	5,187	-	207
	See page C37 for key to symbols						

C38

Capital Programme - 2010/11

Site Position	Contract Start		Remarks	Ref
	Date	Duration		
	<i>Qtr</i>	<i>Months</i>		
			The following schemes all reflect the Corporate Priorities.	
N/A	-	-	Structural maintenance to improve road conditions.	32
N/A	-	-	Traffic management and junction improvements.	33
N/A	-	-	Measures to reduce congestion and improve access.	34
N/A	-	-	Refurbishment of pedestrian bridge.	35
N/A	-	-	Traffic management measures.	36
N/A	-	-	Safety measures on routes to schools.	37
N/A	-	-	Minor traffic management schemes.	38
N/A	-	-	Safety schemes.	39
N/A	-	-	Travel information systems.	40
N/A	-	-	Associated with the statutory Rights of Way Improvement Plan to provide for recreational and active travel (walking and cycling)	41
N/A	-	-	Improved facilities for public transport users.	42
N/A	-	-	Minor schemes.	43
N/A	-	-	Preparatory costs for future major schemes.	44
N/A	-	-	Schemes to be determined.	45

C39

Environment

Ref	Project	Construct- ion Works	Fees	Furniture Equipment Vehicles	Total Cost (excluding sites)	Revenue Effect in Full Year	
						Running Costs	Capital Charges
	2010/11 Schemes (continued)	<i>£'000</i>	<i>£'000</i>	<i>£'000</i>	<i>£'000</i>	<i>£'000</i>	<i>£'000</i>
46	Structural Maintenance of Roads #	15,637	1,737	-	17,374	-	587
47	Strengthening and Structural Maintenance of Bridges #	2,825	314	-	3,139	-	63
48	Waste Management Infrastructure Improvements	840	-	-	840	-	14
	Total Programme Supported by the Government and other bodies	31,224	5,981	150	37,355	211	1,277
	External Contributions to Programme				-5,100	-	-
	Total Programme Supported by the Government				32,255	211	1,277
	Total Programme				38,508	211	1,402
	See page C37 for key to symbols						

C40

Capital Programme - 2010/11

Site Position	Contract Start		Remarks	Ref
	Date	Duration		
	<i>Qtr</i>	<i>Months</i>		
			The following schemes all reflect the Corporate Priorities.	
N/A	-	-	Structural maintenance to improve road conditions.	46
N/A	-	-	Structural maintenance and strengthening of bridges.	47
N/A	-	-	Projects to be determined.	48

C41

Environment

Ref	Project	Construct- ion Works	Fees	Furniture Equipment Vehicles	Total Cost (excluding sites)	Revenue Effect in Full Year	
						Running Costs	Capital Charges
	2011/12 Schemes	£'000	£'000	£'000	£'000	£'000	£'000
	Schemes Supported from Local Resources						
49	Structural Maintenance of Non Principal Roads #	5,122	569	-	5,691	-	114
50	Environmental Improvements	691	29	-	720	6	31
	Total Programme Supported by Local Resources	5,813	598	-	6,411	6	145
	Schemes Supported by the Government and Other External Bodies						
51	Aldershot Town Centre Stage 2	400	100	-	500	-	20
52	Access to Gosport / Bus Rapid Transit	560	140	-	700	-	28
53	Access to Countryside #	40	10	-	50	-	2
54	Air Quality Monitoring #	-	-	50	50	-	5
55	Capacity Improvements (Locations to be determined)	320	80	-	400	-	16
56	Local Transport Plan (LTP) Monitoring and Initiatives #	15	20	15	50	-	3
57	Minor Schemes Traffic Management #	416	104	-	520	-	21
58	Minor Works +	300	75	-	375	-	9
59	Passenger Transport Information #	-	50	150	200	-	17
60	Sign Clutter Removal	80	20	-	100	-	4
61	Quality Bus Partnerships (Routes to be determined)	240	60	-	300	-	12
62	Casualty Reduction Programme #	2,160	540	-	2,700	-	148
	See page C37 for key to symbols						

C42

Capital Programme - 2011/12

Site Position	Contract Start		Remarks	Ref
	Date	Duration		
	<i>Qtr</i>	<i>Months</i>		
			The following schemes all reflect the Corporate Priorities.	
N/A	-	-	Structural maintenance to improve road conditions.	49
N/A	-	-	Enhancement of urban environment in small country towns, support for the regeneration of older urban areas and other environmental improvements.	50
N/A	-	-	Town centre access improvements.	51
N/A	-	-	Capacity improvements.	52
N/A	-	-	Associated with the statutory Rights of Way Improvement Plan to provide for recreational and active travel (walking and cycling)	53
N/A	-	-	Provision of air quality monitoring equipment.	54
N/A	-	-	Capacity improvements.	55
N/A	-	-	Monitoring equipment, information systems and minor works.	56
N/A	-	-	Minor traffic management schemes.	57
N/A	-	-	Minor schemes.	58
N/A	-	-	Travel information systems.	59
N/A	-	-	Environmental improvements.	60
N/A	-	-	Improved facilities for bus users.	61
N/A	-	-	Safety schemes.	62

C43

Environment

Ref	Project	Construct- ion Works	Fees	Furniture Equipment Vehicles	Total Cost (excluding sites)	Revenue Effect in Full Year	
						Running Costs	Capital Charges
		<i>£'000</i>	<i>£'000</i>	<i>£'000</i>	<i>£'000</i>	<i>£'000</i>	<i>£'000</i>
	2011/12 Schemes (continued)						
63	Safer Routes to Schools #	800	200	-	1,000	-	40
64	Emerging Priorities to be determined *	4,000	1,000	-	5,000	-	200
65	Major Schemes Preparatory Costs	-	900	-	900	-	-
66	Structural Maintenance of Roads #	16,647	1,850	-	18,497	-	610
67	Strengthening and Structural Maintenance of Bridges #	3,455	384	-	3,839	-	77
	Total Programme Supported by the Government and other bodies	29,433	5,533	215	35,181	167	1,212
	External Contributions to Programme				-5,100	-	-
	Total Programme Supported by the Government				30,081	167	1,212
	Total Programme				36,492	173	1,357
	See page C37 for key to symbols						

C44

Capital Programme - 2011/12

Site Position	Contract Start		Remarks	Ref
	Date	Duration		
	<i>Qtr</i>	<i>Months</i>		
			The following schemes all reflect the Corporate Priorities.	
N/A	-	-	Safety measures on routes to schools.	63
N/A	-	-	Schemes to be determined.	64
N/A	-	-	Preparatory costs for future major schemes.	65
N/A	-	-	Structural maintenance to improve road conditions.	66
N/A	-	-	Structural maintenance and strengthening of bridges.	67

C45

Policy and Resources

Ref	Project	Construct- ion Works	Fees	Furniture Equipment Vehicles	Total Cost (excluding sites)	Revenue Effect in Full Year	
						Running Costs	Capital Charges
	2009/10 Schemes	<i>£'000</i>	<i>£'000</i>	<i>£'000</i>	<i>£'000</i>	<i>£'000</i>	<i>£'000</i>
	Schemes Supported from Local Resources						
1	Office Accommodation Schemes	192	32	-	224	-	4
2	Economic Development	31	-	-	31	-	4
3	Coastal Conservation	87	18	-	105	-	2
4	Regulatory Services - Equipment	-	-	34	34	-	3
5	Capital Repairs #	5,766	692	-	6,458	-	108
6	Advance Fees	-	1,343	-	1,343	-	22
7	Disposal of Sites Fees	-	397	-	397	-	79
8	Merton Rise Infrastructure	1,037	-	-	1,037	-	-
9	Contingency	16	-	-	16	-	-
	Total Programme Supported by Local Resources	7,129	2,482	34	9,645	-	222
	# controlled on an accrued expenditure basis						

C46

Capital Programme - 2009/10

Site Position	Contract Start		Remarks	Ref
	Date	Duration		
	<i>Qtr</i>	<i>Months</i>		
N/A	-	-	Various schemes throughout the County, linking to the Corporate Priority of maximising wellbeing.	1
N/A	-	-	Support for economic projects, e.g. promoting broadband and local food centres, linking to the Corporate Priority of maximising wellbeing.	2
N/A	-	-	Works to protect and enhance the coast, linking to the Corporate Priority of enhancing our quality of place.	3
N/A	-	-	Continuing programme of replacing and updating equipment, linking to the Corporate Priority of making Hampshire safer and more secure for all.	4
Owned	-	-	Replacement of major building components, e.g. roofs, cladding, heating systems, on all County Council properties. Landscaping of Council property, minor works at development sites and management of County Farms and environmental / heritage sites, also major repairs previously charged to the revenue budget. linking to the Corporate Priority of making Hampshire safer and more secure for all.	5
N/A	-	-	Architects' fees on schemes not yet in the capital programme	6
N/A	-	-	Fees to prepare transportation and environmental assessments and other advanced feasibility, design and analysis work to secure outline planning approvals to market sites.	7
Owned	-	-	Infrastructure servicing of development land linking to Corporate Priority of enhancing quality of place.	8
N/A	-	-		9

C47

Policy and Resources

Ref	Project	Construction Works	Fees	Furniture Equipment Vehicles	Total Cost (excluding sites)	Revenue Effect in Full Year	
						Running Costs	Capital Charges
	2009/10 Schemes (continued)	<i>£'000</i>	<i>£'000</i>	<i>£'000</i>	<i>£'000</i>	<i>£'000</i>	<i>£'000</i>
	Schemes Supported by the Government						
	Capital Repairs						
10	New Deal for Schools Condition Funding #	6,706	1,006	-	7,712	-	129
11	Capital Repairs - Schools #	10,233	1,228	-	11,461	-	191
12	Smart Meters - Schools #	893	107	-	1,000	-	50
13	Capital Repairs - Sure Start Early Years #	404	49	-	453	-	8
	Total Schemes Supported by the Government	18,236	2,390	-	20,626	-	378
	Total Excluding Land				30,271	-	600
	Advance and Advantageous Land Purchases				436	-	-
	Total Programme				30,707	-	600
	# controlled on an accrued expenditure basis						

C48

Capital Programme - 2009/10

Site Position	Contract Start		Remarks	Ref
	Date	Duration		
	<i>Qtr</i>	<i>Months</i>		
Owned	-	-	Repairs and temporary classroom replacement, linking to the Corporate Priority of making Hampshire safer and more secure for all	10
Owned	-	-	Repairs and temporary classroom replacement, linking to the Corporate Priority of making Hampshire safer and more secure for all	11
Owned	-	-	Purchase and installation of carbon reduction commitment smart meters, linking to the Corporate Priority of sustainability.	12
Owned	-	-	Repairs and improvements to accommodation in early years and childcare settings, linking to the Corporate Priority of making Hampshire safer and more secure for all.	13

C49

Policy and Resources

Ref	Project	Construct- ion Works	Fees	Furniture Equipment Vehicles	Total Cost (excluding sites)	Revenue Effect in Full Year	
						Running Costs	Capital Charges
	2010/11 Schemes	<i>£'000</i>	<i>£'000</i>	<i>£'000</i>	<i>£'000</i>	<i>£'000</i>	<i>£'000</i>
	Schemes Supported from Local Resources						
14	Office Accommodation Schemes	192	32	-	224	-	4
15	Economic Development	30	-	-	30	-	4
16	Coastal Conservation	89	15	-	104	-	2
17	Regulatory Services - Equipment	-	-	34	34	-	3
18	Capital Repairs #	3,638	437	-	4,075	-	68
19	Advance Fees	-	841	-	841	-	14
20	Disposal of Sites Fees	-	395	-	395	-	79
21	Contingency	16	-	-	16	-	-
	Total Programme Supported by Local Resources	3,965	1,720	34	5,719	-	174
	# controlled on an accrued expenditure basis						

C50

Capital Programme - 2010/11

Site Position	Contract Start		Remarks	Ref
	Date	Duration		
	<i>Qtr</i>	<i>Months</i>		
N/A	-	-	Various schemes throughout the County, linking to the Corporate Priority of maximising wellbeing.	14
N/A	-	-	Support for economic projects, e.g. promoting broadband and local food centres, linking to the Corporate Priority of maximising wellbeing.	15
N/A	-	-	Works to protect and enhance the coast, linking to the Corporate Priority of enhancing our quality of place.	16
N/A	-	-	Continuing programme of replacing and updating equipment, linking to the Corporate Priority of making Hampshire safer and more secure for all.	17
Owned	-	-	Replacement of major building components, e.g. roofs, cladding, heating systems, on all County Council properties. Landscaping of Council property, minor works at development sites and management of County Farms and environmental / heritage sites, also major repairs previously charged to the revenue budget linking to the Corporate Priority of making Hampshire safer and more secure for all.	18
N/A	-	-	Architects' fees on schemes not yet in the capital programme	19
N/A	-	-	Fees to prepare transportation and environmental assessments and other advanced feasibility, design and analysis work to secure outline planning approvals to market sites.	20
N/A	-	-		21

C51

Policy and Resources

Ref	Project	Construct- ion Works	Fees	Furniture Equipment Vehicles	Total Cost (excluding sites)	Revenue Effect in Full Year	
						Running Costs	Capital Charges
	2010/11 Schemes (continued)	<i>£'000</i>	<i>£'000</i>	<i>£'000</i>	<i>£'000</i>	<i>£'000</i>	<i>£'000</i>
	Schemes Supported by the Government						
	Capital Repairs						
22	New Deal for Schools Condition Funding #	5,575	836	-	6,411	-	107
23	Capital Repairs - Schools #	10,489	1,259	-	11,748	-	196
24	Capital Repairs - Sure Start Early Years #	426	51	-	477	-	8
	Total Schemes Supported by the Government	16,490	2,146	-	18,636	-	311
	Total Excluding Land				24,355	-	485
	Advance and Advantageous Land Purchases				632	-	-
	Total Programme				24,987	-	485
	# controlled on an accrued expenditure basis						

C52

Capital Programme - 2010/11

Site Position	Contract Start		Remarks	Ref
	Date	Duration		
	<i>Qtr</i>	<i>Months</i>		
Owned	-	-	Repairs and temporary classroom replacement, linking to the Corporate Priority of making Hampshire safer and more secure for all	22
Owned	-	-	Repairs and temporary classroom replacement, linking to the Corporate Priority of making Hampshire safer and more secure for all	23
Owned	-	-	Repairs and improvements to accommodation in early years and childcare settings, linking to the Corporate Priority of making Hampshire safer and more secure for all.	24

C53

Policy and Resources

Ref	Project	Construct- ion Works	Fees	Furniture Equipment Vehicles	Total Cost (excluding sites)	Revenue Effect in Full Year	
						Running Costs	Capital Charges
	2011/12 Schemes	<i>£'000</i>	<i>£'000</i>	<i>£'000</i>	<i>£'000</i>	<i>£'000</i>	<i>£'000</i>
	Schemes Supported from Local Resources						
25	Office Accommodation Schemes	192	32	-	224	-	4
26	Economic Development	30	-	-	30	-	4
27	Coastal Conservation	89	15	-	104	-	2
28	Regulatory Services - Equipment	-	-	33	33	-	3
29	Capital Repairs #	3,641	437	-	4,078	-	68
30	Advance Fees	-	841	-	841	-	14
31	Disposal of Sites Fees	-	396	-	396	-	79
32	Contingency	27	-	-	27	-	-
	Total Programme Supported by Local Resources	3,979	1,721	33	5,733	-	174
	# controlled on an accrued expenditure basis						

C54

Capital Programme - 2011/12

Site Position	Contract Start		Remarks	Ref
	Date	Duration		
	<i>Qtr</i>	<i>Months</i>		
N/A	-	-	Various schemes throughout the County, linking to the Corporate Priority of maximising wellbeing.	25
N/A	-	-	Support for economic projects, e.g. promoting broadband and local food centres, linking to the Corporate Priority of maximising wellbeing.	26
N/A	-	-	Works to protect and enhance the coast, linking to the Corporate Priority of enhancing our quality of place.	27
N/A	-	-	Continuing programme of replacing and updating equipment, linking to the Corporate Priority of making Hampshire safer and more secure for all.	28
Owned	-	-	Replacement of major building components, e.g. roofs, cladding, heating systems, on all County Council properties. Landscaping of Council property, minor works at development sites and management of County Farms and environmental / heritage sites, also major repairs previously charged to the revenue budget linking to the Corporate Priority of making Hampshire safer and more secure for all.	29
N/A	-	-	Architects' fees on schemes not yet in the capital programme	30
N/A	-	-	Fees to prepare transportation and environmental assessments and other advanced feasibility, design and analysis work to secure outline planning approvals to market sites.	31
N/A	-	-		32

C55

Policy and Resources

Ref	Project	Construct- ion Works	Fees	Furniture Equipment Vehicles	Total Cost (excluding sites)	Revenue Effect in Full Year	
						Running Costs	Capital Charges
	2011/12 Schemes (continued)	<i>£'000</i>	<i>£'000</i>	<i>£'000</i>	<i>£'000</i>	<i>£'000</i>	<i>£'000</i>
	Schemes Supported by the Government						
	Capital Repairs						
33	New Deal for Schools Condition Funding #	5,575	836	-	6,411	-	107
34	Capital Repairs - Schools #	10,489	1,259	-	11,748	-	196
35	Capital Repairs - Sure Start Early Years #	426	51	-	477	-	8
	Total Schemes Supported by the Government	16,490	2,146	-	18,636	-	311
	Total Excluding Land				24,369	-	485
	Advance and Advantageous Land Purchases				633	-	-
	Total Programme				25,002	-	485
	# controlled on an accrued expenditure basis						

C56

Capital Programme - 2011/12

Site Position	Contract Start		Remarks	Ref
	Date	Duration		
	<i>Qtr</i>	<i>Months</i>		
Owned	-	-	Repairs and temporary classroom replacement, linking to the Corporate Priority of making Hampshire safer and more secure for all	33
Owned	-	-	Repairs and temporary classroom replacement, linking to the Corporate Priority of making Hampshire safer and more secure for all	34
Owned	-	-	Repairs and improvements to accommodation in early years and childcare settings, linking to the Corporate Priority of making Hampshire safer and more secure for all.	35

C57

Recreation and Heritage

Ref	Project	Construction Works	Fees	Furniture Equipment Vehicles	Total Cost (excluding sites)	Revenue Effect in Full Year	
						Running Costs	Capital Charges
		£'000	£'000	£'000	£'000	£'000	£'000
2009/10 Schemes							
Schemes Supported from Local Resources							
1	Countryside and Rights of Way Improvements	62	-	-	62	-	4
2	Community Buildings and Village Halls	88	-	-	88	-	-
3	ICT Developments	31	-	-	31	10	8
4	Disability Discrimination Act and Health and Safety Schemes	62	-	-	62	-	1
5	Minor Works	33	-	-	33	-	1
6	Sir George Staunton Country Park	62	-	-	62	-	2
7	Community Libraries	84	16	-	100	20	2
Total Programme Supported from Local Resources		422	16	-	438	30	18
Schemes Supported by External Funding							
8	Basing House, Basing	1,096	217	-	1,313	-	21
9	Playbuilder Project	422	-	-	422	-	8
Total Programme Supported by External Funding		1,518	217	-	1,735	-	29
Total Programme					2,173	30	47

C58

Capital Programme - 2009/10

Site Position	Contract Start		Remarks	Ref
	Date	Duration		
	Qtr	Months		
Owned	1	12	Improvement of countryside sites and Rights of Way and repairs to bridges and other structures, linking to Corporate Priorities 2 and 3.	1
Owned	1	12	Grants and contributions towards the development of community buildings and village halls, linking to Corporate Priorities 1, 2 and 3.	2
Owned	1	12	Upgrade and extension of ICT facilities particularly in library and information services, linking to the Corporate Priority 2.	3
Owned	1	12	Necessary adaptations and developments, linking to Corporate Priorities 1 and 2.	4
Owned	1	12	Provision for minor works, potentially linking to Corporate Priorities 1, 2 and 3.	5
Owned	1	12	Potentially linking to Corporate Priorities 1, 2 and 3.	6
Owned	1	12	Lottery match-funding, linking to Corporate Priorities 2 and 3.	7
Owned	1	12	Upgrade and extension of education and visitor facilities for Basing House History Park linking to Corporate Priority 2.	8
Owned	1	12	Potentially linking to Corporate Priorities 1, 2 and 3.	9

Key to Corporate Priorities:
 1: Hampshire safer and more secure for all
 2: Maximising wellbeing
 3: Enhancing our quality of place

C59

Recreation and Heritage

Ref	Project	Construct- ion Works	Fees	Furniture Equipment Vehicles	Total Cost (excluding sites)	Revenue Effect in Full Year	
						Running Costs	Capital Charges
		£'000	£'000	£'000	£'000	£'000	£'000
2010/11 Schemes							
Schemes Supported from Local Resources							
	Schemes to include:	379	-	-	379	30	7
10	Countryside and Rights of Way Improvements	-	-	-	-	-	-
11	Community Buildings and Village Halls	-	-	-	-	-	-
12	ICT Developments	-	-	-	-	-	-
13	Disability Discrimination Act and Health and Safety Schemes	-	-	-	-	-	-
14	Minor Works	-	-	-	-	-	-
15	Community Libraries	-	-	-	-	-	-
Total Programme Supported from Local Resources		379	-	-	379	30	7
Schemes Supported by External Funding							
16	Playbuilder Project	422	-	-	422	-	-
Total Programme Supported by External Funding		422	-	-	422	-	-
Total Programme					801	30	7

C60

Capital Programme - 2010/11

Site Position	Contract Start		Remarks	Ref
	Date	Duration		
	Qtr	Months		
Owned	1	12	Improvement of countryside sites and Rights of Way and repairs to bridges and other structures, linking to Corporate Priorities 2 and 3.	10
Owned	1	12	Grants and contributions towards the development of community buildings and village halls, linking to Corporate Priorities 1, 2 and 3.	11
Owned	1	12	Upgrade and extension of ICT facilities particularly in library and information services, linking to the Corporate Priority 2.	12
Owned	1	12	Necessary adaptations and developments, linking to Corporate Priorities 1 and 2.	13
Owned	1	12	Provision for minor works, potentially linking to Corporate Priorities 1, 2 and 3.	14
Owned	1	12	Potentially linking to Corporate Priorities 1, 2 and 3.	15
Owned	1	12	Potentially linking to Corporate Priorities 1, 2 and 3.	16
Key to Corporate Priorities: 1: Hampshire safer and more secure for all 2: Maximising wellbeing 3: Enhancing our quality of place				

C61

Recreation and Heritage

Ref	Project	Construct- ion Works	Fees	Furniture Equipment Vehicles	Total Cost (excluding sites)	Revenue Effect in Full Year	
						Running Costs	Capital Charges
	2011/12 Schemes	<i>£'000</i>	<i>£'000</i>	<i>£'000</i>	<i>£'000</i>	<i>£'000</i>	<i>£'000</i>
	Schemes Supported from Local Resources						
	Schemes to include:	408	-	-	408	30	4
17	Countryside and Rights of Way Improvements	-	-	-	-	-	-
18	Community Buildings and Village Halls	-	-	-	-	-	-
19	ICT Developments	-	-	-	-	-	-
20	Disability Discrimination Act and Health and Safety Schemes	-	-	-	-	-	-
21	Minor Works	-	-	-	-	-	-
22	Community Libraries	-	-	-	-	-	-
	Total Programme	408	-	-	408	30	4

C62

Capital Programme - 2011/12

Site Position	Contract Start		Remarks	Ref
	Date	Duration		
	<i>Qtr</i>	<i>Months</i>		
Owned	1	12	Improvement of countryside sites and Rights of Way and repairs to bridges and other structures, linking to Corporate Priorities 2 and 3.	17
Owned	1	12	Grants and contributions towards the development of community buildings and village halls, linking to Corporate Priorities 1, 2 and 3.	18
Owned	1	12	Upgrade and extension of ICT facilities particularly in library and information services, linking to the Corporate Priority 2.	19
Owned	1	12	Necessary adaptations and developments, linking to Corporate Priorities 1 and 2.	20
Owned	1	12	Provision for minor works, potentially linking to Corporate Priorities 1, 2 and 3.	21
Owned	1	12	Potentially linking to Corporate Priorities 1, 2 and 3.	22
			Key to Corporate Priorities: 1: Hampshire safer and more secure for all 2: Maximising wellbeing 3: Enhancing our quality of place	

C63