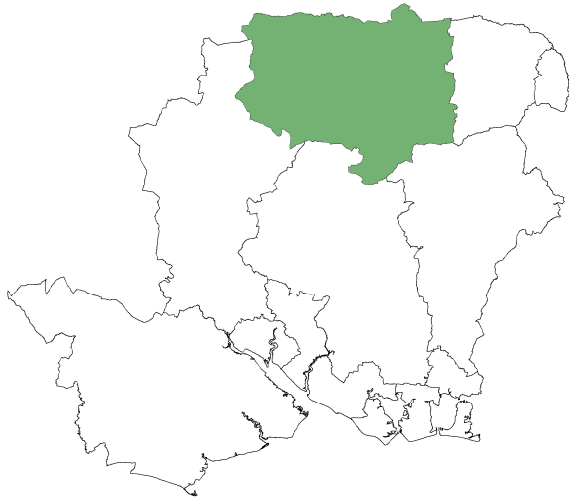
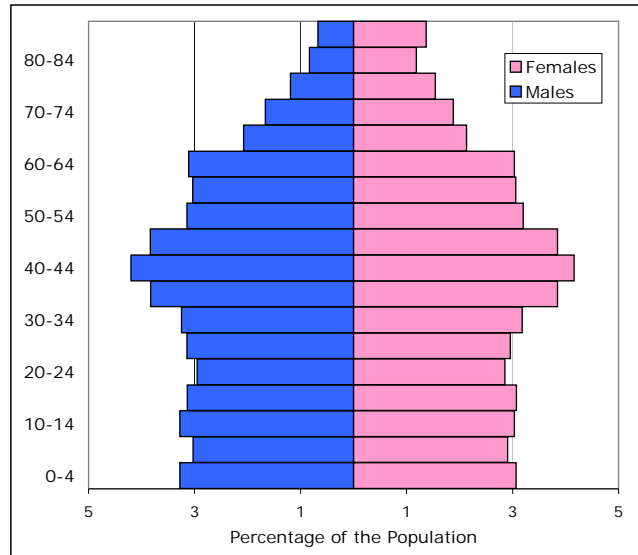


Demographic facts and figures for Basingstoke and Deane

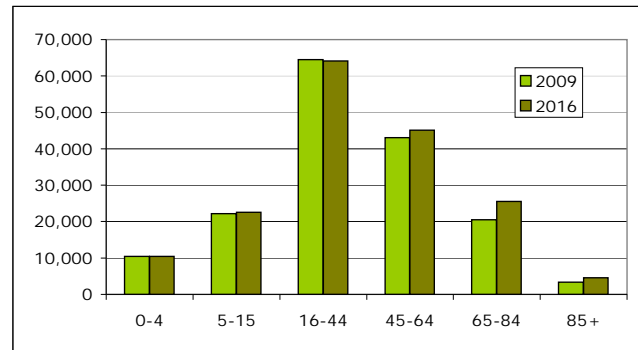


Age profile at 2009



Basingstoke & Deane has a **large working age population**, mostly made up of those in the mid to latter half of their working lives. It has smaller cohorts of young adults and children.

Age groups



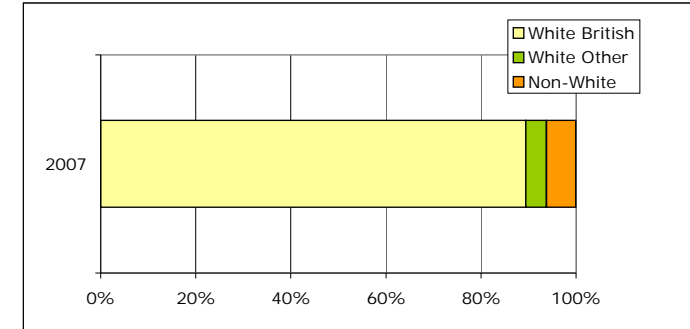
Most growth is forecast in the **older age groups**

Dependency Ratios

	2009	2016
Total dependency	59.9	64.5
Child age dependency	31.7	31.5
Old age dependency	28.1	33.0

Total dependency is forecast to rise due to increasing numbers of **older people**

Ethnicity in 2007



89.4% of Basingstoke and Deane's resident population are estimated to be of the ethnic group - White British. Source: Office for National Statistics (ONS)

Births and Deaths

	2008
Total number of births	2,059
Total Fertility Rate (TFR)	1.93
Total number of deaths	1,147
Standardised Mortality Ratio (SMR)	91

Basingstoke and Deane had **more births than deaths** in 2008. Source: ONS

Population Density in 2009

There are **2.6** people per hectare living in Basingstoke & Deane. **27.2%** of the population live in rural areas. Source: ONS and SAPF

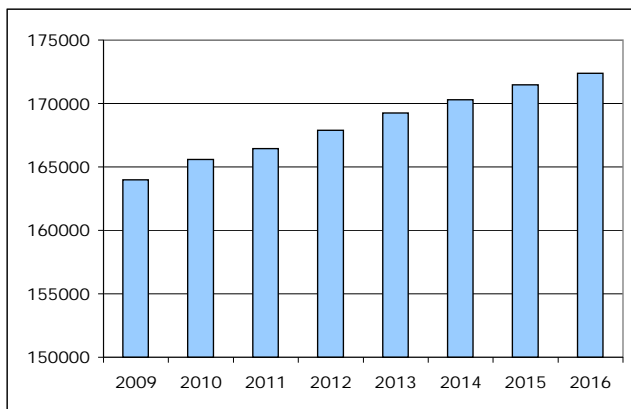
Source

Except where otherwise stated the source used is Hampshire County Council's 2009 based Small Area Population Forecasts (SAPF)

Notes

The Total Dependency Ratio is the number of children and retired people to every 100 people of working age.
 The Child Ratio is the number of children per 100 people of working age.
 The Old Age Ratio is the number of retired people per 100 of working age.
 The TFR is the number of children that would be born to a woman if current fertility patterns persisted throughout her childbearing life.
 The SMR is a ratio of the number of deaths expected if the population experienced the same age specific death rates as England and Wales. A value of less than 100 indicates lower mortality than expected.
 The urban and rural classification divides up the Authority as follows: where the majority of the population of an area lives within settlements of 10,000 or more people the area is defined as urban. All other areas are defined as rural.

Population



The population of Basingstoke and Deane in 2009 is estimated to be **164,000**. It is forecast to increase by **5.1%** between 2009 and 2016