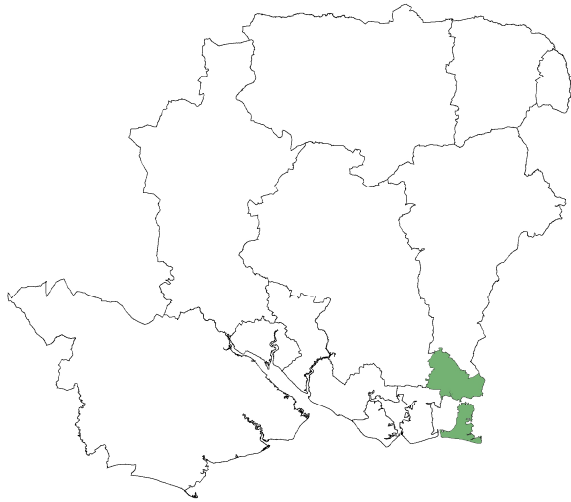
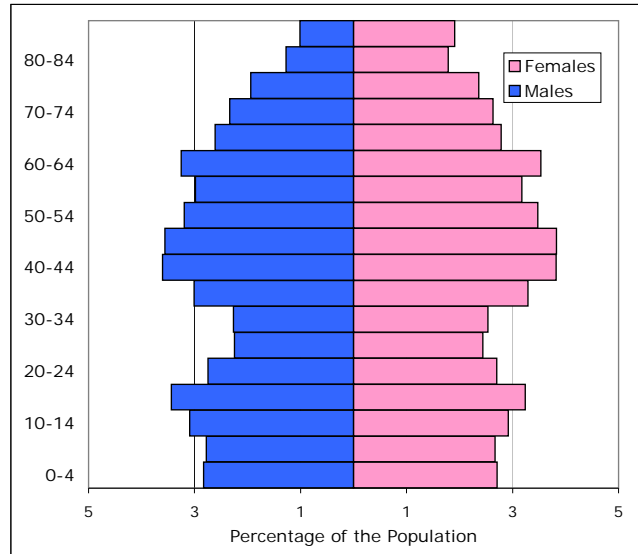


# Demographic facts and figures for Havant

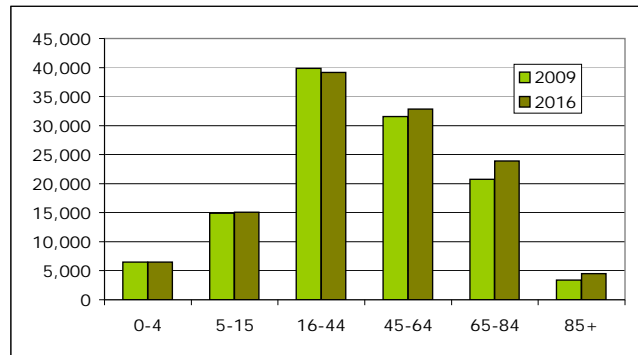


## Age profile at 2009



Havant has a **relatively old age structure**, with the majority of the population aged 40 years or older. It has small cohorts of young adults followed by slightly larger cohorts of children.

## Age groups



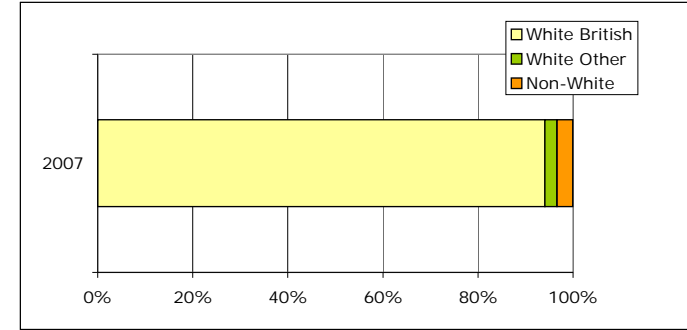
Most growth is forecast in the population **aged 45 and over**

## Dependency Ratios

	2009	2016
Total dependency	73.7	78.7
Child age dependency	31.7	31.6
Old age dependency	42.0	47.0

Total dependency is forecast to rise due to increasing numbers of **older people**

## Ethnicity in 2007



**94.1%** of Havant's resident population are estimated to be of the ethnic group - White British  
Source: Office for National Statistics (ONS)

## Births and Deaths

Total number of births	2008
Total Fertility Rate (TFR)	1,265
	2.01

Total number of deaths	1,233
Standardised Mortality Ratio (SMR)	90

Havant had **more births than deaths** in 2008  
Source: ONS

## Population Density in 2009

There are **21.1** people per hectare living in Havant  
**1.8%** of the population live in rural areas  
Source: ONS and SAPF

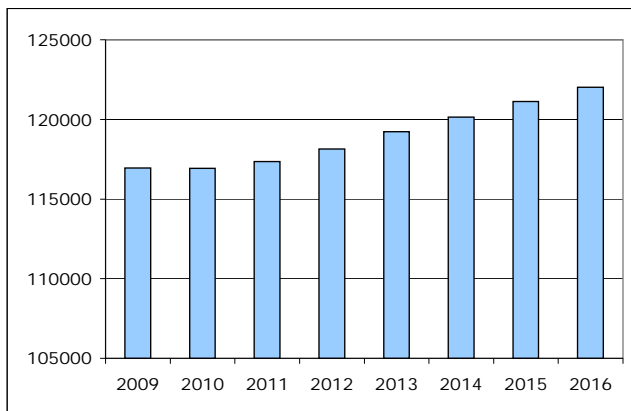
## Source

Except where otherwise stated the source used is Hampshire County Council's 2009 based Small Area Population Forecasts (SAPF)

## Notes

The Total Dependency Ratio is the number of children and retired people to every 100 people of working age.  
The Child Ratio is the number of children per 100 people of working age.  
The Old Age Ratio is the number of retired people per 100 of working age.  
The TFR is the number of children that would be born to a woman if current fertility patterns persisted throughout her childbearing life.  
The SMR is a ratio of the number of deaths expected if the population experienced the same age specific death rates as England and Wales. A value of less than 100 indicates lower mortality than expected.  
The urban and rural classification divides up the Authority as follows: where the majority of the population of an area lives within settlements of 10,000 or more people the area is defined as urban. All other areas are defined as rural.

## Population



The population of Havant in 2009 is estimated to be **116,900**. It is forecast to increase by **4.3%** between 2009 and 2016