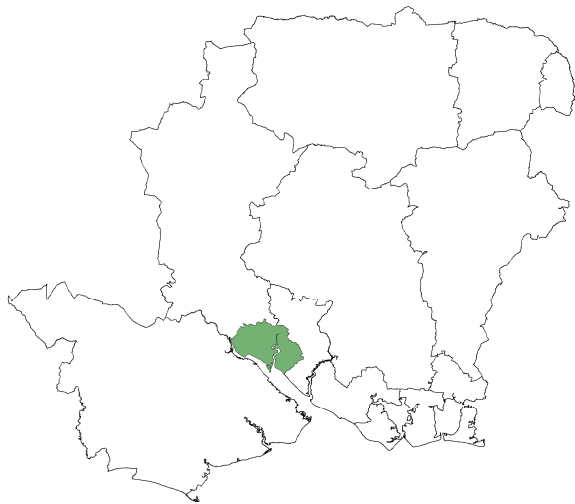
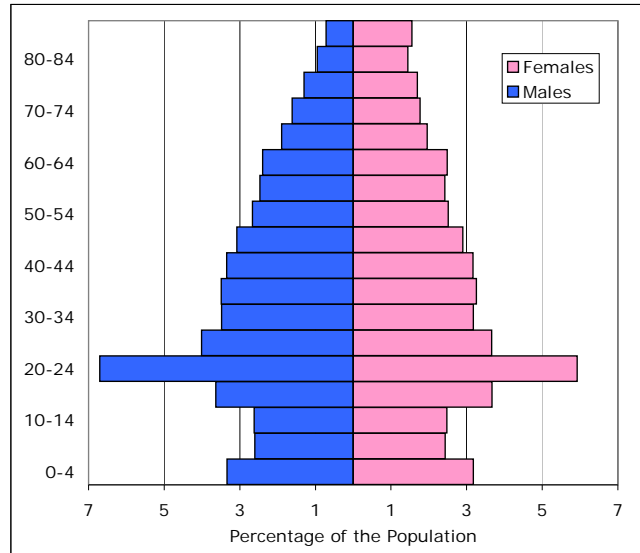


Demographic facts and figures for Southampton

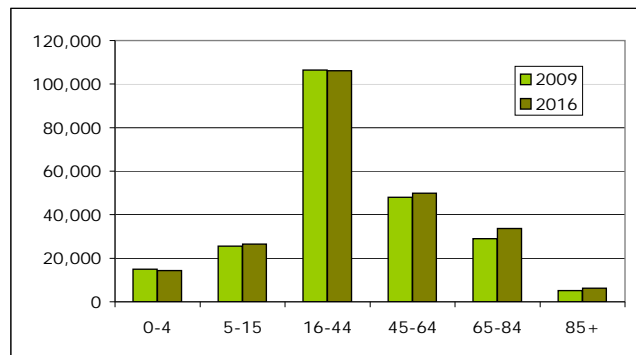


Age profile at 2009



Southampton has a **relatively young age structure**, with the majority of the population aged under 40 years. The large percentages aged in their late teens and early twenties reflect the student population in the city.

Age groups



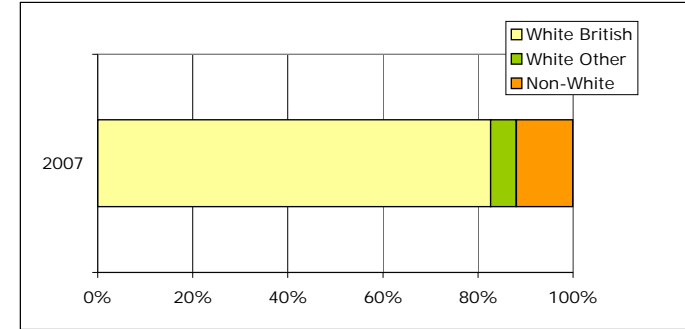
Most growth is forecast in the population **aged 45 and over**

Dependency Ratios

	2009	2016
Total dependency	54.0	56.9
Child age dependency	27.2	27.1
Old age dependency	26.8	29.9

Total dependency is forecast to rise due to increasing numbers of **older people**

Ethnicity in 2007



82.7% of Southampton's resident population were estimated to be of the ethnic group - White British
Source: Office for National Statistics (ONS)

Births and Deaths

Total number of births	2008	3,279
Total Fertility Rate (TFR)		1.62

Total number of deaths	1,963
Standardised Mortality Ratio (SMR)	101

Southampton had **more births than deaths** in 2008
Source: ONS

Population Density in 2009

There are **45.9** people per hectare living in Southampton
100% of the population live in urban areas
Source: ONS and SAPF

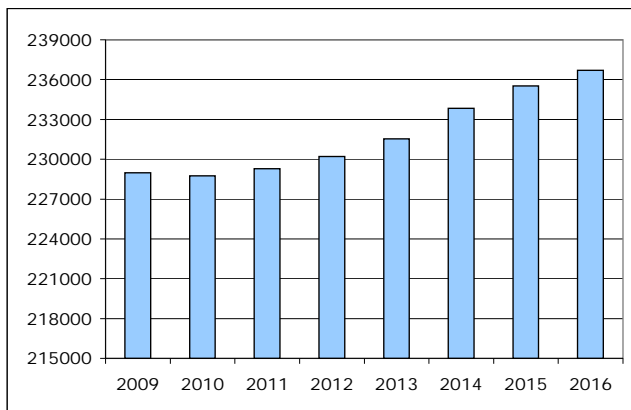
Source

Except where otherwise stated the source used is Hampshire County Council's 2009 based Small Area Population Forecasts (SAPF)

Notes

The Total Dependency Ratio is the number of children and retired people to every 100 people of working age.
The Child Ratio is the number of children per 100 people of working age.
The Old Age Ratio is the number of retired people per 100 of working age.
The TFR is the number of children that would be born to a woman if current fertility patterns persisted throughout her childbearing life.
The SMR is a ratio of the number of deaths expected if the population experienced the same age specific death rates as England and Wales. A value of less than 100 indicates lower mortality than expected.
The urban and rural classification divides up the Authority as follows: where the majority of the population of an area lives within settlements of 10,000 or more people the area is defined as urban. All other areas are defined as rural.

Population



The population of Southampton in 2009 is estimated to be **229,000**. It is forecast to increase by **3.4%** between 2009 and 2016