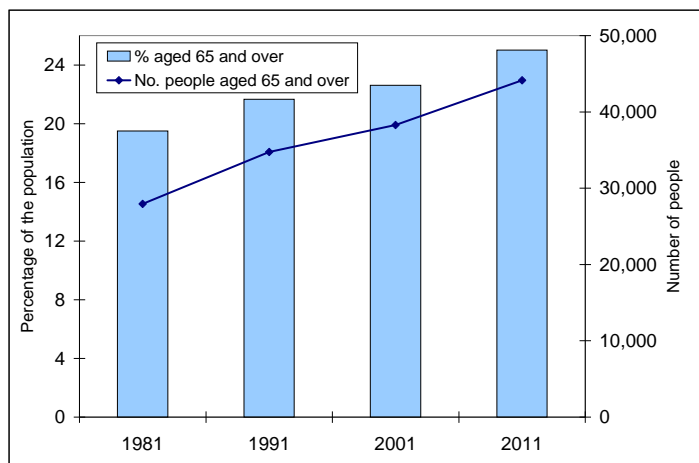


Trends in Ageing across New Forest 1981 to 2011

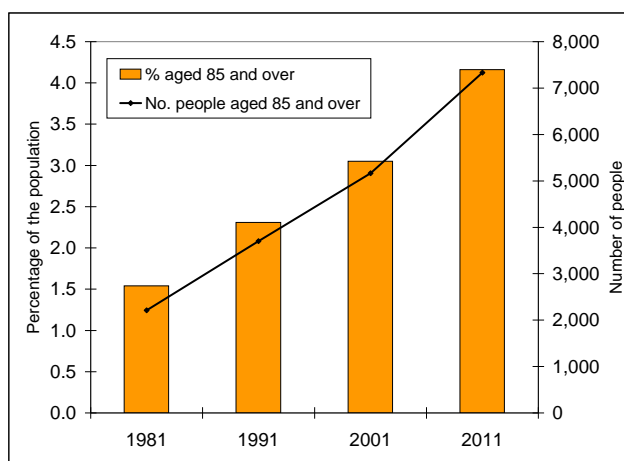
Population aged 65 and over



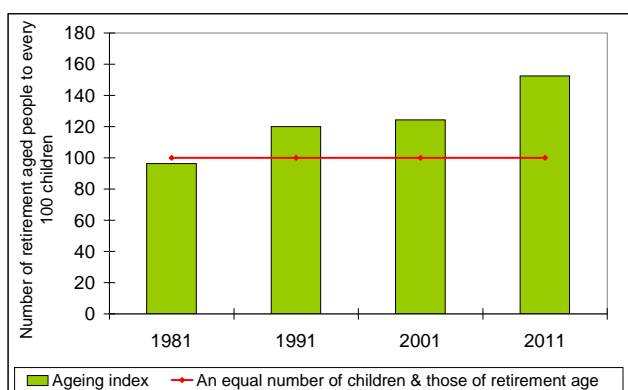
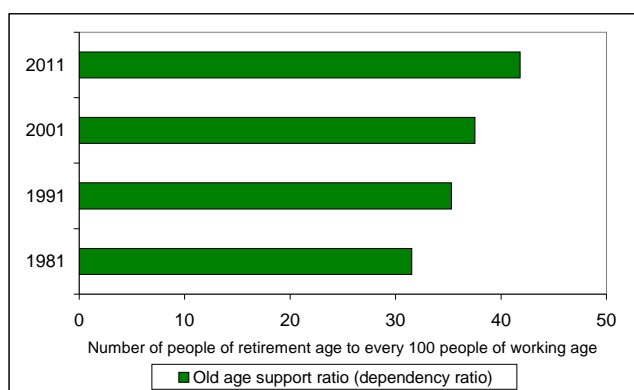
- The number of older people has increased as each decade passed, as has the proportion of the population occupying the older age groups
- The number of people aged 65 and over grew by 10,360 between 1981 - 2001
- The number has grown by a further 5,850 between 2001 and 2011
- Over the entire period the number of people aged 65 and over has increased by approximately half
- The proportion of the population aged 65 and over has increased from 19.5% in 1981 to 25% in 2011.

Population aged 85 and over

- The number of very old people has also increased as each decade passed, as has the proportion of the population occupying the very oldest age groups
- The number of people aged 85 and over grew by 2,950 between 1981 - 2001
- The number has grown by a further 2,170 between 2001 and 2011
- Over the entire period the number of people aged 85 and over has more than tripled
- The proportion of the population aged 85 and over has also increased and currently stands at 4.2% of the population



Old Age Support Ratio and Ageing Index



- The old age support ratio and ageing index both show the change in the age structure of the population over time to a much older one
- The old age support ratio shows the increasing number of retirement aged people in relation to the number of working age
- The ageing index reports the increasing number of retirement aged people compared to children, by 2011 there are 152 retirement aged people for every 100 children - up from 96 in 1981.

Table of figures

	1981	1991	2001	2011
Number of people aged 65 and over	27,930	34,760	38,290	44,140
% of people aged 65 and over	19.5	21.7	22.6	25.0
Number of people aged 85 and over	2,210	3,700	5,160	7,330
% of people aged 85 and over	1.5	2.3	3.1	4.2
Old age support ratio	32	35	38	42
Ageing index	96	120	124	152

Notes and Sources

Notes: The Old Age Support Ratio is the ratio of the working age population (Males and Females aged 16-64) to those of retirement age (Males and Females aged 65 and over). The Ageing index is the ratio of children (those age under 16) to the retirement aged population. Source: Census data from the Office for National Statistics and NOMIS.